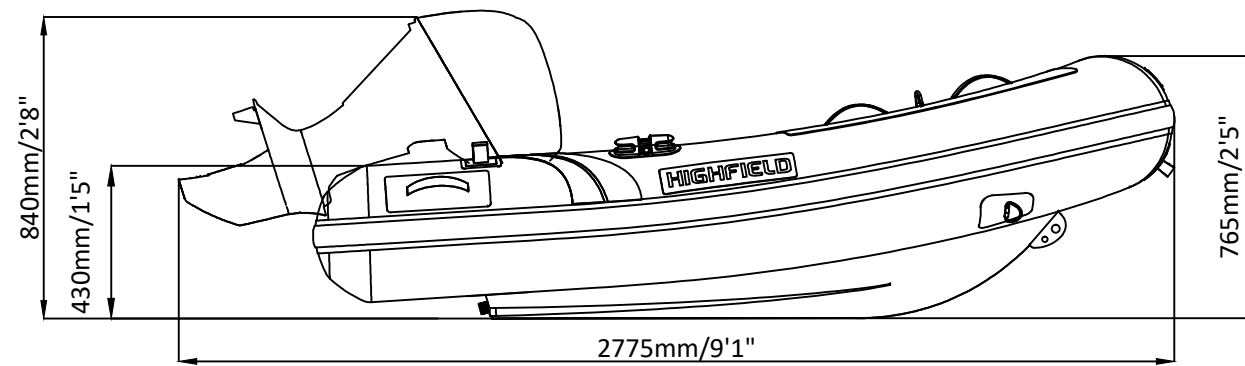
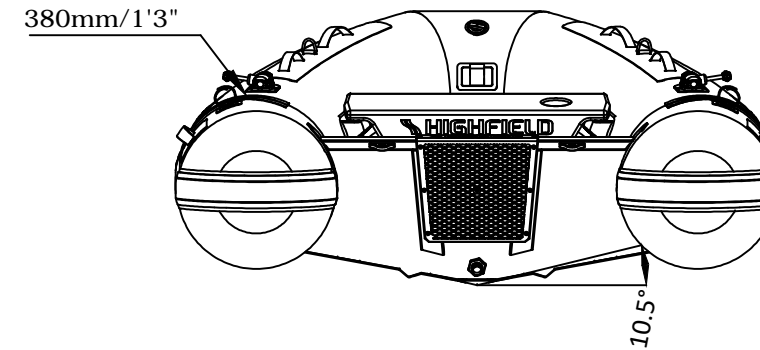


ULTRALITE 240

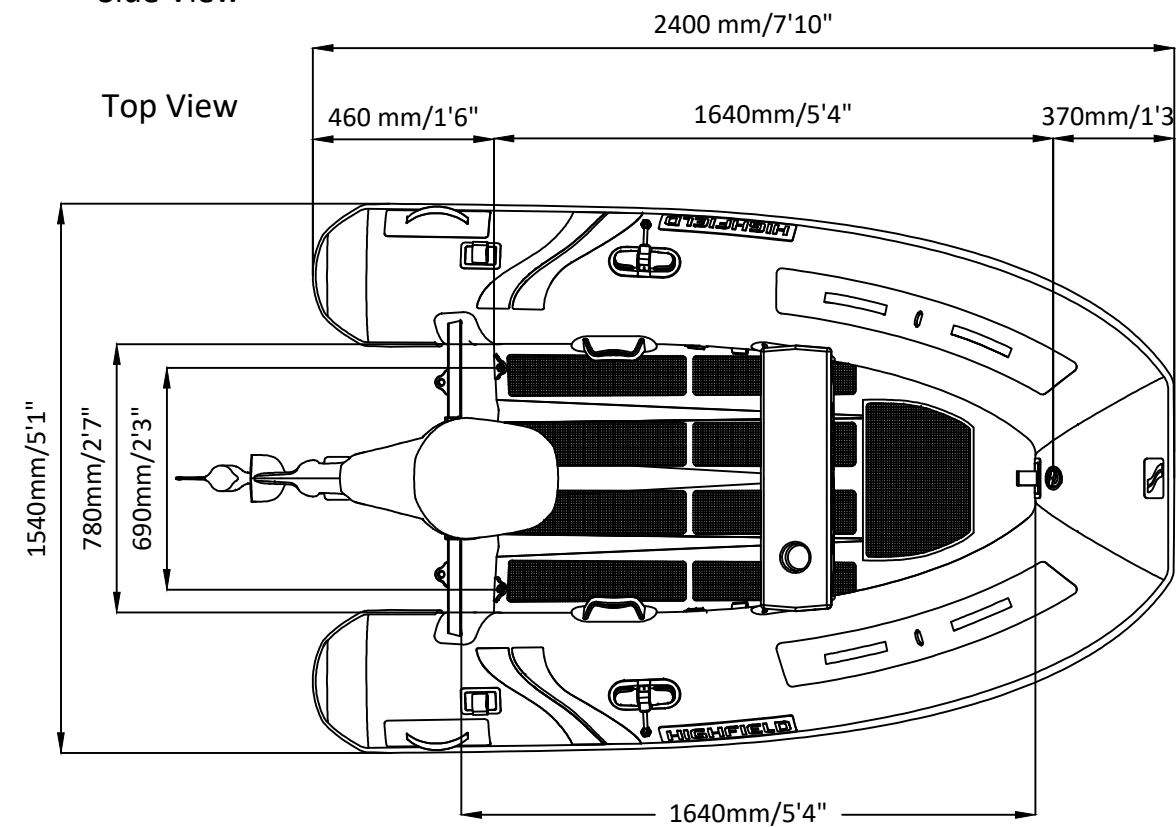
SPECIFICATIONS



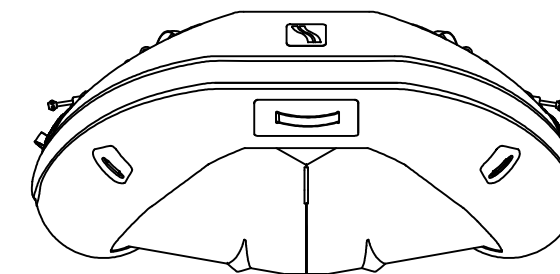
Side View



Rear View



Top View



Front View

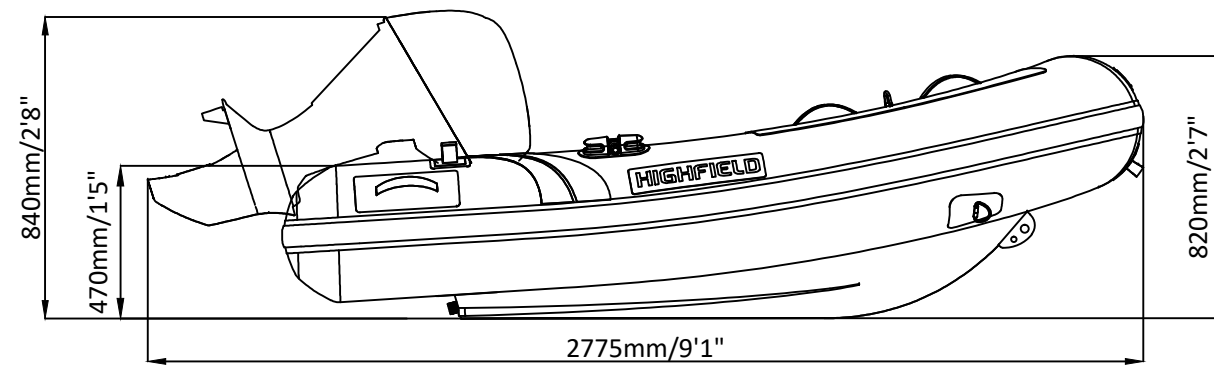
SPECIFICATIONS AND MAXIMUM CAPACITIES (Subject to change without notice. Tolerances: Dimensions ±2.5% Weight ±5%)

MODEL	ISO 6185 PART	ISO 6185			#			Shaft	Outboard Engine		Molded seat		Oar		Fuel tank Capacity	Rollbar		Wet Weight (Approximate) 6HP (4.48KW) +Fuel		AIR CHAMBERS						
			KG	LB		KG	LB		Max power	Max weight	KG	LB	KG	LB		L	KG	LB	KG		LB	PSI	BAR			
									KW	HP	KG	LB														
UL240	/	/	290	639	3	225	496	S	4.48	6	40.9	90	30	66	2.5	5.5	2	4.4	/	/	/	90.4	199	3	3.63	0.25

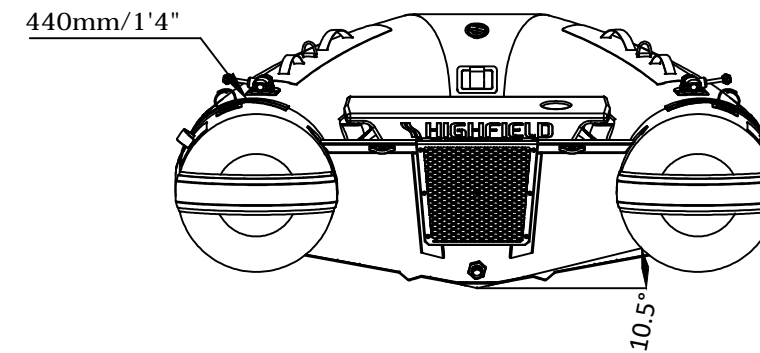
Weight: Boat only, not including molded seat, oars and other accessories.

ULTRALITE 240LT

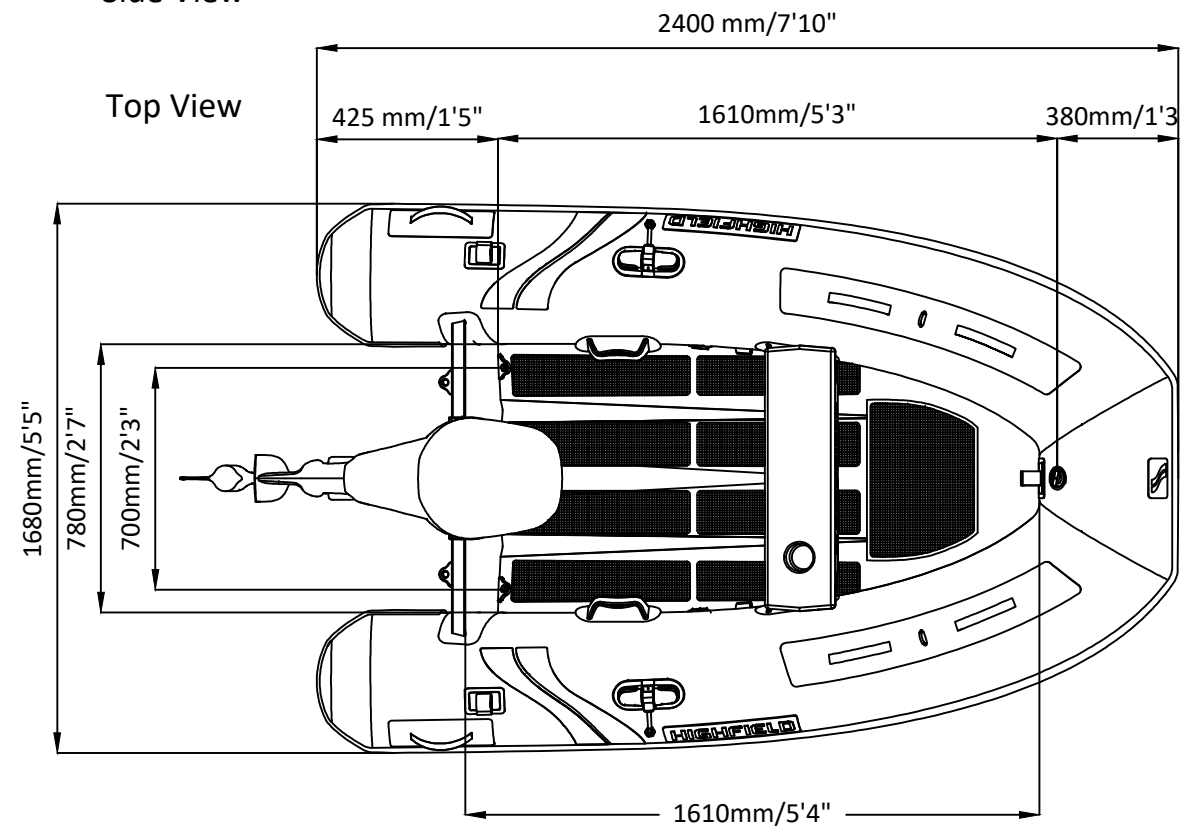
SPECIFICATIONS



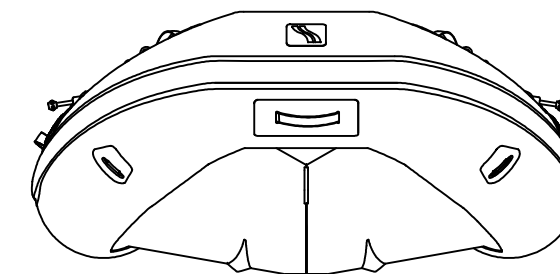
Side View



Rear View



Top View



Front View

SPECIFICATIONS AND MAXIMUM CAPACITIES (Subject to change without notice. Tolerances: Dimensions ±2.5% Weight ±5%)

MODEL	ISO 6185 PART	ISO 6185			#			Shaft	Outboard Engine		Molded seat		Oar		Fuel tank Capacity	Rollbar		Wet Weight (Approximate) 6HP (4.48KW) +Fuel		AIR CHAMBERS						
			KG	LB		KG	LB		Max power	Max weight	KG	LB	KG	LB		L	KG	LB	KG		LB	PSI	BAR			
									KW	HP	KG	LB														
UL240 LT	/	/	290	639	3	225	496	S	4.48	6	40.9	90	40	88	2.5	5.5	2	4.4	/	/	/	100.4	221	3	3.63	0.25

Weight: Boat only, not including molded seat, oars and other accessories.