
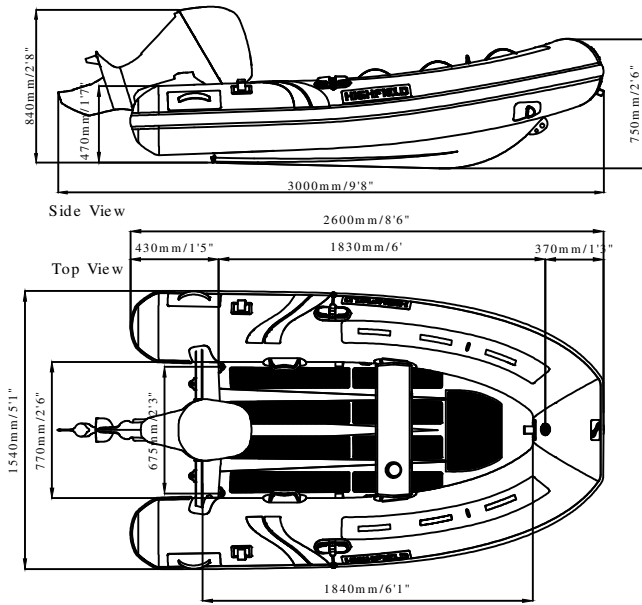
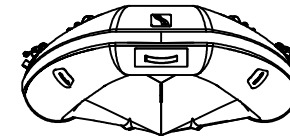


ULTRALITE 260

SPECIFICATIONS



Rear View



Front View

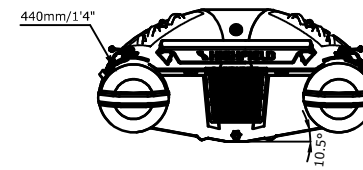
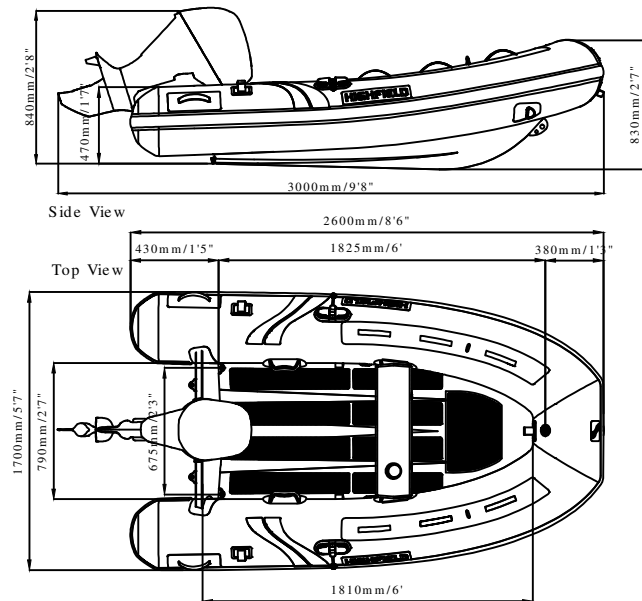
SPECIFICATIONS AND MAXIMUM CAPACITIES (Subject to change without notice. Tolerances: Dimensions +/-3% Weight +/-5%)

MODEL	ISO 1819 OS1	ISO 5819 OS1	Person		Length	Maximum Speed						Wet Weight (Approximate) 6HP (4.48KW) + Fuel		AIR CHAMBERS										
			KG	LB		#	KG	LB	Maximum Speed			KG	LB	PSI	BAR									
									KW	HP	KT					MPH	Km/h							
UL260	1	C	340	750	3+1	225	496	S	40.9	90	4.48	6	4.48	6	/	/	/	32	70	80.2	177	3	3.63	0.25

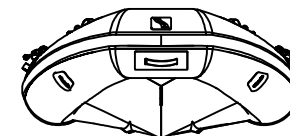
Weight: Boat only, not including molded seat, oars and other accessories.

ULTRALITE 260LT

SPECIFICATIONS



Rear View



Front View

SPECIFICATIONS AND MAXIMUM CAPACITIES (Subject to change without notice. Tolerances: Dimensions +/-3% Weight +/-5%)

MODEL	ISO 1819 OS1	ISO 5819 OS1	Person		Length	Maximum Speed						Wet Weight (Approximate) 6HP (4.48KW) + Fuel		AIR CHAMBERS										
			KG	LB		#	KG	LB	Maximum Speed			KG	LB	PSI	BAR									
									KW	HP	KT					MPH	Km/h							
UL260LT	1	C	340	750	3+1	225	496	S	40.9	90	4.48	6	4.48	6	/	/	/	42	93	90.2	199	3	3.63	0.25

Weight: Boat only, not including molded seat, oars and other accessories.