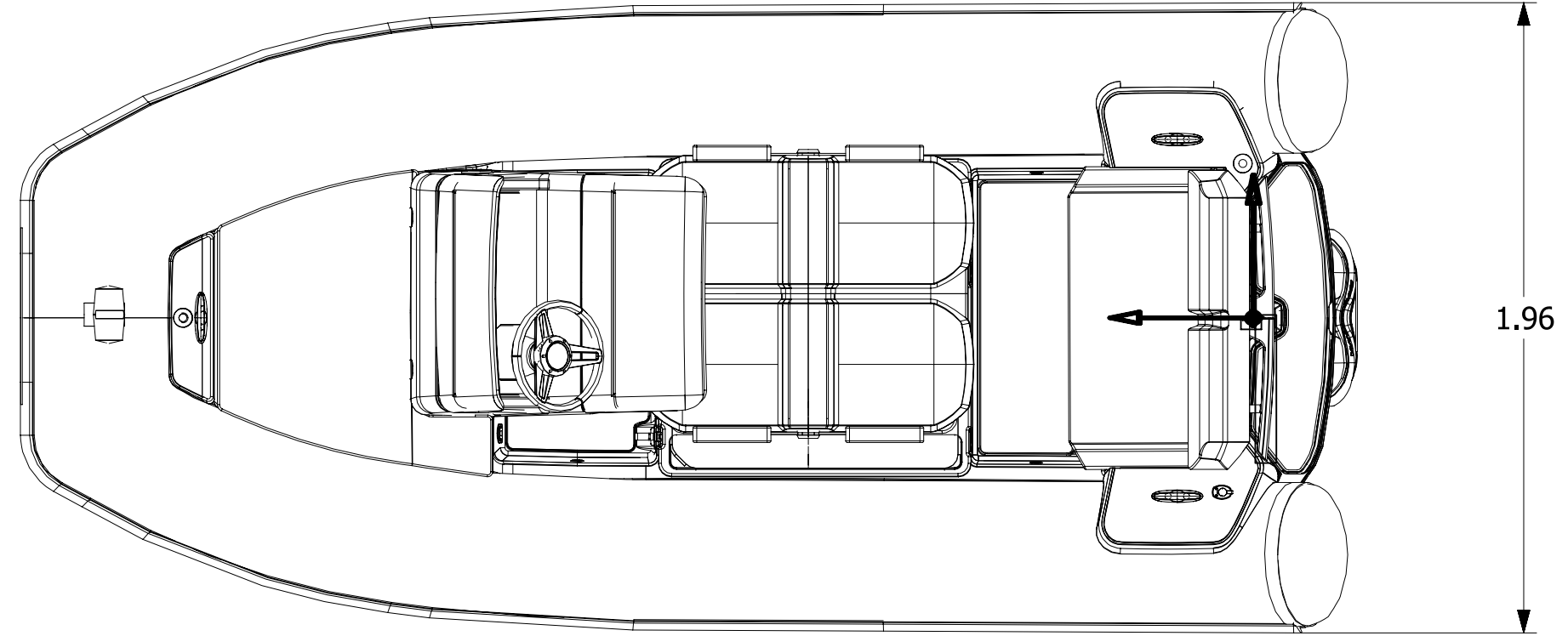


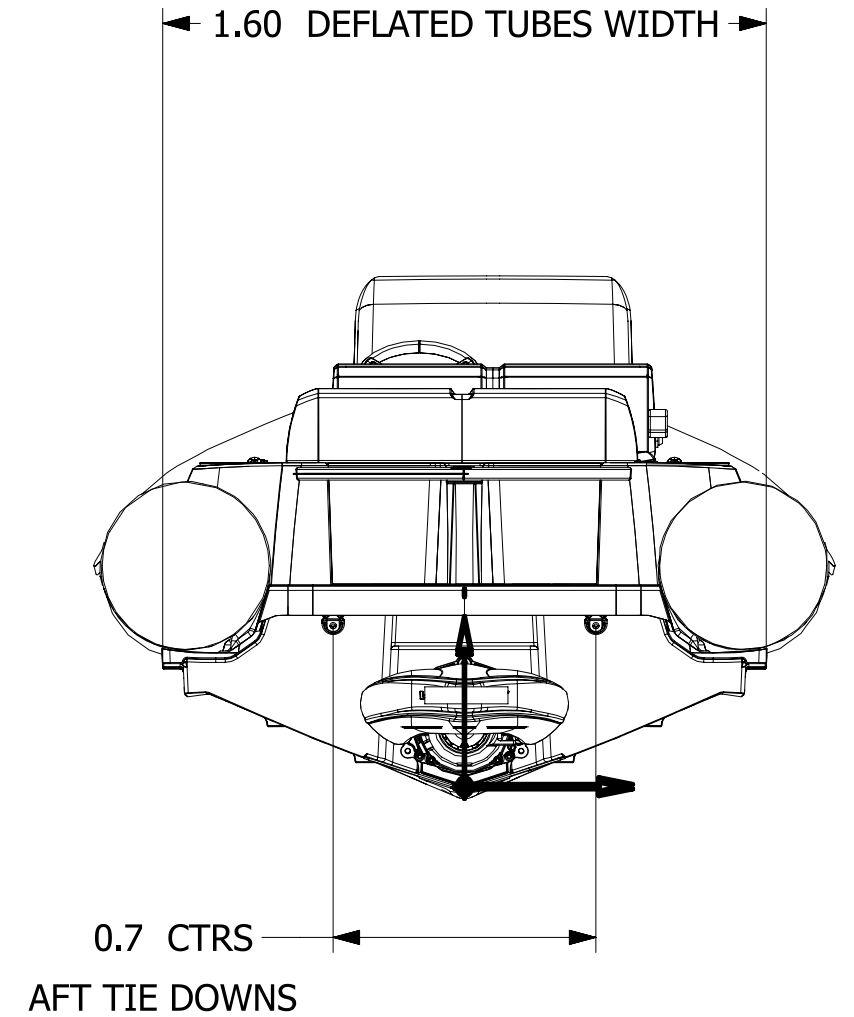
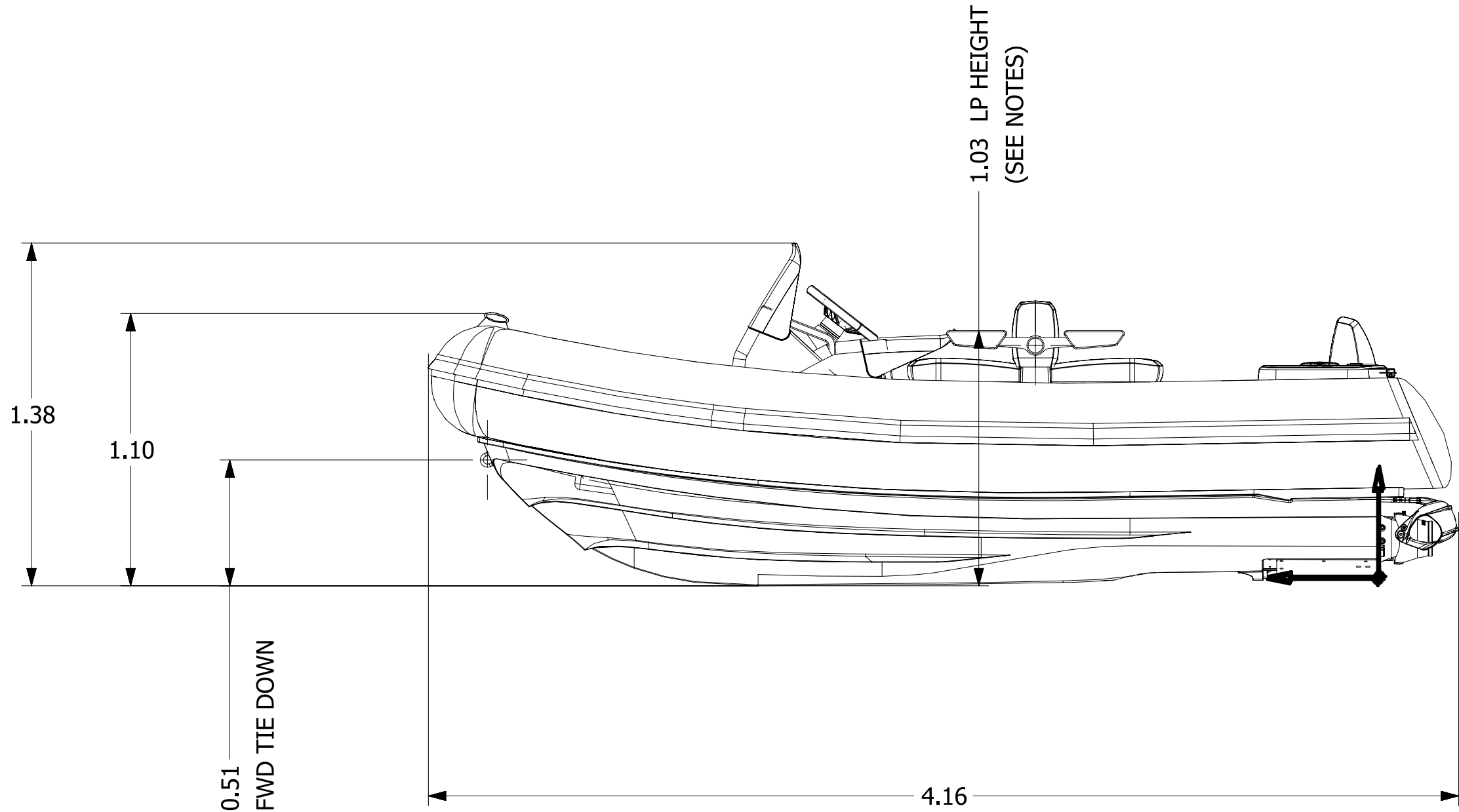
DIESEL^{JET} 415

LENGTH	4.16m (±1%)
BEAM	1.96m (±1%)
DRAFT (FULLY LOADED)	0.42m
ENGINE	YANMAR 4JH-110
POWER	110hp ≅ 81kW
DRY WEIGHT	820Kg
SEATING CAPACITY	6
FUEL	DIESEL
FUEL CAPACITY	68L
MAX. SPEED	40mph ≅ 64kph
No. TUBE COMPARTMENTS	5
CE DESIGN CATEGORY	C



NOTES:

1. LENGTH / BEAM TOLERANCE DUE TO VARIATION IN TUBE AIR PRESSURE.
2. AVERAGE DRY WEIGHT STATED; ACTUAL WEIGHT DEPENDENT ON OPTIONS FITTED.
3. LOW PROFILE OPTION:
 - HELM FOLDED DOWN.
 - REMOVABLE BACKRESTS.
 - QUICK RELEASE STEERING WHEEL.
 - FWD TUBE DEFLATED.



*OPTIONAL ACCESSORY

REV.	DATE	DETAILS	DRAWN	APPVD
1	15/09/2020	PRELIMINARY DOCUMENT PRODUCTION	VT	WE

NOT FOR PUBLICATION - THIS DRAWING IS THE PROPERTY OF WILLIAMS JET TENDERS LTD. AND IS ISSUED ON CONDITION THAT IT IS NOT COPIED, RE-PRINTED OR DISCLOSED EITHER WHOLLY OR IN PART TO ANY THIRD PARTY NOT AUTHORISED TO RECEIVE IT

DRAWN	VT	DATE	15/09/2020
APPVD	WE	DATE	15/09/2020
PROJECT:			
INSPECTION LEVEL:			
MATERIAL & FINISH:			

WILLIAMS

TITLE: **DIESELJET 415 (2021MY)**

PART NO.: WPT-000415DJ-2021MY-DATASHEET-dwg.1

SCALE: 1:20

SHEET 1 OF 1

A

B

C

D

E