

## Thunderbird Products

2200 West Monroe Street

P.O. Box 1003

Decatur IN 46733-5003

260-724-9111

1-800-736-7685

[www.formulaboats.com](http://www.formulaboats.com)

Your Formula Dealer:



## Formula Sun Sports and Super Sports—

### FOR FUN-FILLED DAYS AND THE RIDE OF A LIFETIME, CHOOSE THE BEST.



Location: Bimini Sands, Bimini, Bahamas

Combining sleek styling with extra cockpit space and superior features, Formula is the ultimate in dayboating. Friends and family feel welcome with generous seating and the important necessities to keep them comfortable all day. To top it off, Formulas are designed to move out and run in the smoothest, most pleasurable way.



**Sun Sports** define open-air enjoyment with lounge and table arrangements plus filler cushions for relaxed sunning. Design-integrated wetbars are the convenient center for refreshments. Bowriders provide another fill-in sun pad area up front while the 280 and 330 Sun Sport models offer

Ultraleather™ lounge seating around a high-gloss, solid wood table in the cabin. Matching cherry finish cabinetry and doors along with handcrafted Corian® countertops further upgrade interiors for 2004.

**Super Sports** project both the striking appearance and exciting reality of power, speed and smooth, solid comfort. The custom multi-plane hull, reinforced by a unitized fiberglass matrix, has been engineered specifically for optimum performance and maximum integral strength.



**Super Sport** cabin décor, selected from four distinctive color themes, complements the exterior graphics to suit each owner's personal taste. The focus of relaxed entertainment is a luxurious Ultraleather lounge. Richly textured fabrics are woven in interesting patterns, enhancing the upscale

appointments throughout. The contemporary galley features precision cabinetry in either a light metallic burl finish or a dark metallic cherry with genuine, handcrafted Corian countertops.

For 2004, the 260 Sun Sport offers the option of a polished, stainless steel Sport Arch, great for sport towing. The 280 and 330 take on a racy new profile with the optional radar arch and polished stainless steel windshield frame. Flagship solid hullside Imron® Metallics in Sapphire Blue, Black Onyx and Champagne or the new Flagship Silver Diamond Pearl and Bright Red achieve a spectacular appearance on the water.



*Super Sport  
Sun Sport  
2004*

Your best choice for  
great days on the water —  
Formula Sun Sports  
and Super Sports









# THE Formula Difference

A tradition of excellence persists as the hallmark of each Formula powerboat. In 1976, when Victor B. Porter and other family members acquired Thunderbird Products, Vic, as an entrepreneur, had been producing pleasure boats for almost twenty years. Today, the next generation of the Porter family, five strongly committed owner/managers, lead Formula in daily operations. President Scott Porter along with three brothers and a sister work together to continually improve Formula powerboats while Vic Porter serves as chairman.



The Porter family shares many happy memories of boating together over the years. They understand that performance along with well-thought-out features of top quality and construction make all the difference in boating enjoyment. Over the past twenty-five plus years the Porter family has concentrated on producing the highest quality product possible, followed up by responsive, customer-oriented service. Maximum personal satisfaction for Formula owners continues to be the Porter family goal.



## FORMULA MAINTAINS THE HIGHEST STANDARDS IN BOAT PRODUCTION.

- > A 500,000 square foot manufacturing facility, including corporate offices, was designed and built specifically for the production of Formula powerboats. To meet future needs, there is room to increase development and production at the present site.
- > As advancing technology becomes available, it is utilized to improve product and ensure superior quality on a continuing basis.
- > Excellent plant design and individual working conditions make it easy for employees to do their jobs right every time.

## EMPLOYEE TEAM GOALS BENEFIT FORMULA OWNERS.

- > On a volunteer basis, employees participate in Employee Involvement Teams to improve procedures and efficiencies. Self-Directed Work Teams also accomplish continual product improvement, comparing ideas and acting on them. As teams, employees cooperate to improve overall quality.
- > An on-site training program, **C.O.R.E.** (*Champions of Reaching Excellence*), expands and sharpens Formula employees' personal and professional developmental skills.
- > Each time they boat, Formula owners benefit from employee-generated product reliability.

## FORMULA RELIABILITY CENTERS PROVIDE BETTER SERVICE OVERALL.

- > Dealers are well informed on Formula product so they can provide timely, expert technical and mechanical service.
- > Each dealership is assigned a Formula technical assistance representative to address questions requiring a direct response from the factory.
- > Formula works with dealerships to ensure that quick, expert service keeps Formula boaters happy and on the water.



## FORMULA GUARD ENSURES LONG-TERM OWNER SATISFACTION.

- > A five-year limited protection plan, **FORMULA GUARD**, protects your boating investment, covering structure, engine/outdrive, accessories and components, including labor and materials.
- > **FORMULA GUARD** is transferable during the five-year ownership period, enhancing a Formula's value appreciably.
- > For detailed information visit our website at [www.formulaboats.com](http://www.formulaboats.com)





**CERTIFICATION OF ALL FORMULAS BY THE NATIONAL MARINE MANUFACTURERS ASSOCIATION IS A REASSURING SAFETY FACTOR ON THE WATER.**

- > As a charter member of NMMA, Formula has always been committed to product integrity.
- > The safety of owners is of primary importance to Formula.
- > NMMA certification is displayed in each Formula and should be a determining factor when looking at other boats.



**JOHN ADAMS, EXCLUSIVE FORMULA DESIGNER, BLENDS FORM AND FUNCTION TO PERFECTION.**

- > For over thirty years Adams has been designing Formulas with sleek, distinctive styling, excellent performance and superior quality.
- > Formula enjoys the spotlight on the

leading edge of technology due to Adams' continual investigative research.

- > Beautifully styled Sun Sports and Super Sports are the ideal choice for comfortable, fun-filled dayboating.

**FORMULA SUN SPORTS DELIVER LIVELY PERFORMANCE WITH A SHARP, EXCITING EDGE.**

- > Whether at a fast or leisurely pace, the proven deep-V hull delivers a stable, comfortable ride.
- > Handling is responsive and tracking is right on.
- > The solid feel is a result of Formula's superior design and structure.

**SUN SPORT AND SUPER SPORT COCKPIT DESIGN IS THE FIRST AND LAST WORD IN DAYBOATING.**

- > Sleek design with versatile features equals lots of enjoyable room for everyone.
- > The integrated wetbar with molded sink and cooler storage is a handy center for refreshments any time.
- > Throughout the cockpit, polished aluminum drink holders are within easy reach.



- > Versatile, U-shaped lounge seating with tables and filler cushions easily converts to a large sun lounge.




**SUPER SPORT DESIGN PROVIDES DAYCRUISING LUXURIES PLUS FAS<sup>TECH</sup>™ HULL TECHNOLOGY.**

- > Both the 400 and 370 Super Sports are equipped with the same advanced hull technology as Formula's high-performance FAS<sup>TECH</sup>s.
- > The smooth ride and ready handling are the result of expertly engineered step, chine, strake and keel pad placement.
- > The one-piece fiberglass structural grid, Formula's custom triaxial fiberglass, and AME 5000<sup>®</sup> resin throughout provide maximum strength offshore.



**CAD/CAM TECHNOLOGY AND R&D EXPERTISE TRANSLATE NEW DESIGNS INTO REALITY.**

- > Using state-of-the-art CAD/CAM technology, expert operators transpose John Adams' designs to 3-D imaging.
- > Dimensions and positioning of components and systems are determined for precise fit.
- > Full-size master "plugs" are built, requiring months of handwork to finish and full-scale cabin and cockpit mockups are built to fine-tune ergonomics and space utilization.
- > The Computer Numerically Controlled (C-N-C) routers are programmed to cut stringers, panels and other components, maintaining accuracy to within thousandths of an inch.
- > Sidewalls, headliners, cabinets and coaming panels meet exactly – no bead welt is necessary to hide faulty design.



**FORMULA'S UNIQUE SUSPENDED STRINGER SYSTEM ENSURES SUN SPORT INTEGRITY AND LONGEVITY.**

- > Each Sun Sport hull is reinforced with a custom-engineered matrix constructed of Perma Panel<sup>™</sup>, a pressure-treated specialty wood that is not susceptible to decay-causing fungi.
- > Cut precisely by C-N-C routers, the matrix is encapsulated in resin and laminated to the hull while suspended on jigs. This eliminates contact distortion and creates a level base for exact component fit.
- > Hull cavities are filled with structural foam, increasing integral strength and producing a quiet, solid ride.



**SUPER SPORT GRID STRUCTURE IS MOLDED FIBERGLASS.**

- > The Super Sport matrix is a multiple span, continuous fiberglass grid molded in one piece and bonded to the hull with Plexus<sup>®</sup> adhesive.
- > Using AME<sup>®</sup> 5000 resin along with custom woven fiberglass for maximum strength, this grid construction is identical to the Formula FAS<sup>TECH</sup> hull matrix.
- > Structural foam is injected into the grid for added strength and also results in a solid, quieter ride.




**FORMULA JOINS THE DECK AND HULL UTILIZING FAIL-SAFE PROCEDURES.**

- > Plexus<sup>®</sup>, an industrial bonding agent, joins the deck and hull with an inseparable chemical meld.
- > The deck and hull joint is also bolted together with 1/4" stainless steel, truss-head bolts backed up with heavy aluminum plates at 18-inch intervals.
- > This rugged durability is vital offshore where wave action takes its toll on all but the strongest construction.

**PULTRUSION REINFORCEMENT ADDS CRITICAL STRUCTURAL STRENGTH.**

- > In Sun Sports, custom-fabricated fiberglass shapes are positioned under fuel tanks and engines, and along interior gunwales of Super Sports.
- > Chemically bonded to the hull with Plexus, these pultrusions provide increased back-up support with no hull distortion.





### INDIVIDUAL LAMINATION SCHEDULES RESULT IN A SMOOTH, REFLECTIVE FORMULA FINISH.

> Formula's superior exterior finish is achieved through the consistent use of high quality materials and following procedures exactly.

> Patterned fiberglass shapes, produced through in-house Gerbercutter® technology, are layered with resin to build parts in carefully maintained molds.

> Divinycell® coring adds lightweight strength in specific areas while Coremat® applications help prevent surface print-through.


> By allowing a part to remain in its mold the ideal length of cure time, Formula avoids the foggy finish and surface distortion often observed in lesser quality boats.

### AME® 5000 IS THE TOP QUALITY RESIN USED IN ALL SUN SPORTS AND SUPER SPORTS.

> Formula specifies higher cost AME 5000 resin because it has proven to be extremely effective in protecting surface gelcoat.

> AME 5000 lends exceptional strength and resiliency while providing more flexibility and greater resistance to crazing, distortion and osmotic blistering.

> Your Formula will retain its beautiful finish well into the future because Formula utilizes the best resins, approves the quality of each shipment on arrival, and carefully monitors storage temperatures and applications to ensure consistent results.



### FORMULA TESTS ALL PROPOSED COMPONENTS FOR RELIABILITY.

- > New components are evaluated for quality and endurance through extensive testing in unfavorable conditions.
- > If an item fails to meet these tough standards, it won't be in your Formula. Only the most reliable and durable components with good service support are selected.

### SUN SPORTS AND SUPER SPORTS HAVE ONE OF THE MOST POPULAR FEATURES IN BOATING TODAY.

> Formula's beautifully curved windshields offer a center walk-through to the foredeck. Also, the steps are well proportioned and have protective railing.

This design feature is a real plus for easy, safe access to handle forward lines and for docking, anchoring, etc.




### 316L STAINLESS STEEL RAILS ARE A TOP-GRADE FINISH FOR ALL FORMULAS.

- > All Formula safety rails are welded 316L stainless steel, the highest marine-grade stainless available.
- > Anything less will not keep its like-new appearance.

### ALL HARDWARE IS INSTALLED FOR INTEGRITY YOU CAN COUNT ON.

- > When installing deck cleats, stainless steel lock nuts are applied through stainless steel backing plates for maximum reinforcement.
- > All other deck hardware is bolted securely, not screwed down, to effect solid construction.
- > A flexible O-ring under the head of each hardware bolt creates an invisible, watertight seal. Unlike silicone, O-rings and bolts can be adjusted or removed and will seal again when resealed.



### FORMULA EARNS HIGH MARKS FOR DETAILED, WELL-LAID-OUT ENGINE ROOMS.

- > At the touch of a switch, a large section of aft seating is raised for easy access to the engine room – a real convenience in checking fluid levels and other situations.
- > Important safety features include an engine room fume detector and automatic fire extinguishing system.
- > Formula thru-bolts all engine mounts using heavy duty, angled aluminum backing plates.



### FORMULA PROMOTES ELECTRICAL RELIABILITY BY INSTALLING DEPENDABLE, DEEP-CYCLE BATTERIES.

- > Deep-cycle batteries are standard in all Sun Sports and Super Sports.
- > Deep-cycle batteries can be charged repeatedly without losing strength – another way built-in reliability keeps you on the water.



### FORMULA ELECTRICAL SYSTEMS ARE DESIGNED TO GIVE UNINTERRUPTED SERVICE.

- > Each wiring connection is individually secured with a visible crimp by Formula instead of using pre-insulated connectors common in the industry.
- > The crimped connection is insulated with double-walled shrink tubing – the inner wall of hot-melt adhesive forms a sealed barrier against water and corrosion, while the outer wall prevents shorts.
- > Inspection panels are easily removed to access dash wiring connections.
- > For longer runs, color-coded wires are routed through flexible conduit for protection and security.



### STATIC-FREE MUSIC IS A FORMULA BOATING PLUS.

- > Formula installs a top-quality AM/FM/CD stereo system with marine grade speakers in each Sun Sport and Super Sport.
- > A custom-designed noise suppression system effectively eliminates alternator interference with stereo performance.
- > You enjoy each clear note of your favorites while the engines are running.




### SUN SPORT AND SUPER SPORT HELMS ARE DESIGNED FOR CORRECT ERGONOMICS.

- > Constructing full-scale mockups for each new model finalizes correct human dimensions.
- > The helm provides easily viewed, comfortably reached shifters, throttles, gauges and switches.
- > Backlit, waterproof rocker switches provide easy recognition and systems control.

### E-T-A® CIRCUIT BREAKERS PROTECT SYSTEMS FROM EXCESS ELECTRICAL CURRENT DAMAGE.

- > "Push-push" switch design disconnects and resets the circuit.
- > Circuit breaker security enhances electrical component reliability.
- > Circuit breakers eliminate the need to stock a variety of fuses.



### THE SPECIALLY ENGINEERED HELM SEAT ACCOMMODATES TWO IN COMFORT.

- > Both captain and companion enjoy the individual option of sitting, standing, or leaning back on the well-padded, hinge-up seat.
- > By varying stance, fatigue is avoided and the proper line of vision is comfortably maintained.





### ELIMINATING WOOD ENHANCES DURABILITY IN SUN SPORT AND SUPER SPORT COCKPITS.

- > StarLite® XL polyurethane marine paneling is used instead of wood throughout the cockpit.
- > Seat cores are either rotocast plastic or formed fiberglass, a virtually indestructible framework.
- > Eliminating wood structure greatly benefits future good looks in the cockpit.

### FORMULA COCKPIT SEATING IS SUPERIOR IN EVERY WAY.

- > Formula excels in expertly designed, comfortable seating.
- > Human dimension criteria are utilized to achieve correct proportions and contouring.
- > Separate, pre-shaped foam components are placed in each seat to provide optimal lumbar and leg support.

### TRANSPORTATION GRADE COCKPIT VINYL TAKES OUTDOOR WEAR IN STRIDE.

- > Top grade vinyl accents are color-permeated and coordinate with the exterior Imron® colors.
- > Custom white vinyl, treated to resist staining, is comfortably cool, even in direct sunlight.
- > Formula vinyl upholstery holds its shape and looks new far longer due to special backing material.

### DRY COCKPIT SEATING PLEASES EVERYONE.

- > Dri-Fast® polyurethane foam is specified in Formula cockpit seating.
- > Water drains through the foam instead of being trapped, eliminating soggy seats.



### A CAD/CAM CUTTING SYSTEM CONTRIBUTES TO FORMULA UPHOLSTERY'S DETAILED, SCULPTED APPEARANCE.

- > A computer-based GERBERcutter® cuts patterns rapidly and consistently.
- > Assembled by Formula's skilled sewers, patterns come together in complex designs.
- > Specialized thread used in sewing exterior vinyl upholstery does not deteriorate from exposure to UV, cleaning agents or saltwater.

### COCKPIT STORAGE IS PLENTIFUL IN SUN SPORTS AND SUPER SPORTS.

- > Smooth fiberglass storage areas are available throughout the cockpit.
- > There are specially designated compartments for lines, fenders and PFDs.
- > The 280 and 330 Sun Sports have dedicated storage for scuba tanks.



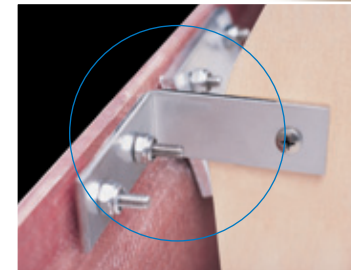
### FORMULA CABIN DESIGN PROVIDES GREAT AMENITIES FOR DAYBOATERS.

- > Floor plans maximize cabin storage while keeping the layout sleek and flowing.
- > Designer décor complements your choice of exterior graphic color.
- > Upscale lounges, tables, draperies and carpeting are excellent quality.
- > Ultraleather™ lounge upholstery has the rich, supple feel of leather, yet is tough and durable – spills wipe up easily.



### FORMULA CABINETY FITS PRECISELY WITH THE LOOK OF FINE FURNITURE.

- > Using the CAD/CAM system, programmed routers cut, drill and groove cabinetry materials for exacting assembly and fit.
- > The ultra contemporary Super Sport cabinetry is finished in a choice of either dark metallic cherry or light metallic burl laminate while Sun Sport finishes are a beautiful cherry wood grain.
- > Cabinetry is securely bolted in place with metal brackets, and top-quality knob or stainless steel ring latches keep doors and drawers closed under way.
- > Solid Corian® countertops, handcrafted with beautifully rounded edges, are smooth and seamless – easy to clean and care for.



### EACH SUN SPORT AND SUPER SPORT IS CHECKED OUT IN A TEST TANK BEFORE DELIVERY.

- > Working through an extensive checklist, all instruments, systems and accessories are tested.
- > Engines are run to establish efficient operation.
- > A continuous spray of water on the foredeck confirms a watertight seal around deck hatches, hardware and along the windshield.



### THE QUALITY ASSURANCE PROGRAM DELIVERS A SUPERIOR POWERBOAT TO YOU.

- > During the final QAP inspection, both corporate and production personnel check over the Formula.
- > Fit and finish details are examined from a customer's point of view.
- > Critical observation by Formula Team members reinforces the importance of maintaining top quality for owners.
- > Final approval overall earns the gleaming Formula logo and prestigious Thunderbird emblem displayed on each model.

### GRAPHIC DESIGNS AND SOLID HULL COLORS ARE IMRON®, AN EXTREMELY DURABLE ALL-WEATHER POLYURETHANE ENAMEL.

- > Special cleaning prepares the deck and hull for Imron graphics.
- > Complicated patterning and masking procedures are involved in each different color application.
- > Imron graphics never chalk or fade as lesser finishes do – Imron retains its original, like-new color year after year.







400 SUPER SPORT

8

SILVER DIAMOND PEARL IMRON® FLAGSHIP GRAPHIC  
AND COCKPIT ACCENT STRIPING



Formula 400 Super Sport  
1998 Boat of the Year

400 SS

400 SUPER SPORT STANDARD EQUIPMENT

EXTERIOR > NMMA Yacht Certification > Formula Guard transferable 5-year Limited Protection Plan > Imron® Standard graphic & cockpit accent striping > FAS™ hull > Foam-filled continuous molded fiberglass structural grid > Chemically bonded & thru-bolted deck-to-hull joint > Heavy-duty PVC gunwale w/stainless steel insert > Concealed electric windlass w/polished stainless steel anchor, 150' chain & yacht-design thru-hull anchor stowage/release > Remote control halogen searchlight > Stainless steel hardware & 316L stainless welded rails > Four custom Bomar® gull-wing cabin venting hatches w/screens > Six polished stainless steel port lights w/screens > Nonskid foredeck center walkway > Tinted, tempered curved-glass windshield w/center walk-thru and polished stainless steel frame > Windshield wipers > Radar arch w/integrated flag staff/mast light > Air horn > Transom-mounted stereo remote control > Integrated swim platform w/concealed 316L

stainless steel swim ladder > Transom shower w/hot & cold controls > Molded fiberglass transom trunk w/pneumatic lifts, fender rack & four fenders, line storage & integrated table & cushion storage > 120V shorepower w/galvanic isolator & two 30-amp cords > Transom hookups for city water, shorepower, cable TV & telephone

COCKPIT > Continuous molded fiberglass deck & cockpit liner > Molded fiberglass in-dash deck access steps w/316L stainless handrail > Dash panels w/burl wood finish & brushed metallic finish > Complete Gaffrig™ illuminated instrumentation, domed w/chrome bezels > Ritchie® compass > Raymarine™ digital depth sounder > Gaffrig shifters/throttles w/in-handle trim switch > Safety ignition stop switches w/tethers > Dino™ tilt steering wheel w/genuine mahogany & leather > Dash locker > Auxiliary 12V outlet > Fingertip boat leveler & trim switches > Illuminated waterproof accessory rocker switches w/E-T-A® circuit breakers > Dash-mounted full-feature stereo remote control > Two 100W arch-mounted 6 1/2" 2-way marine-grade speakers & two 200W 6"x9" 3-way speakers > Twelve drink holders > Courtesy lighting > Integral 316L stainless safety rails > Weather-resistant cockpit seating featuring Dri-Fast® foam & StarLite® XL synthetic marine panel construction > Twin command seating w/dual-position helm & passenger seats > Port lounge w/integrated storage > U-shaped aft lounge seating w/storage > Aft sun lounge package w/two dual-height tables & sun pad inserts > Molded fiberglass wetbar w/Corian® countertop, 12V refrigerator, two 17 1/2-quart Igloo® coolers, in-counter trash receptacle & 120V GFCI outlet > Fire extinguisher > Disconnect switches for auxiliary & starting batteries > Battery parallel emergency switch > Berber cockpit carpet > Pneumatic-assist transom door > Bimini top & aft canopy in color-matched non-fading Sunbrella® solution-dyed acrylic fabric with water-repellent SeaMark™ vinyl undercoating, or white polyester fabric w/double-coated resin topside & water-resistant underside coating > Cockpit cover in color-matched non-fading Sunbrella solution-dyed acrylic fabric with water-repellent SeaMark vinyl undercoating, or white polyester fabric w/double-coated resin topside & water-resistant underside coating

ENGINE > Twin engine installation > Motorized hatch lift > Courtesy lighting > Fume detector > Automatic fire extinguisher > Thru-bolted engine mounts > Remote oil filters > Starting deep-cycle batteries w/battery retainers > 80-amp battery charger > Active & passive galvanic corrosion protection systems > Low-noise rotary bilge blowers > Two automatic bilge pumps > Bilge high water alarm > Bennett® hydraulic trim tabs > 7.3 KW/120V Kohler® gas generator w/battery or 7.6 KW/120V Westerbeke™ diesel generator w/sound shield & battery > External stainless steel tie bar > Stainless steel props

400 SUPER SPORT AVAILABLE EQUIPMENT

> Imron® Flagship graphic w/full hullside color > Bow thruster > Concealed coiled-hose freshwater anchor wash-down system > VHF radio w/antenna > Raymarine GPS navigational system w/520 monochrome chart plotter > Raymarine GPS navigational system w/530 color chart plotter > Raymarine GPS navigational system w/530 color chart plotter, RayPilot ST6001 & Radar RL70CRC > SmartCraft™ SC 5000 multi-system monitor > SmartCraft SC 5000 multi-system monitor w/300 GPS navigational system > SmartCraft SC 5000 multi-system monitor w/320 monochrome chart plotter > SmartCraft SC 5000 multi-system monitor w/520 monochrome chart plotter > SmartCraft SC 5000 multi-system monitor w/530 color chart plotter > SmartCraft SC 5000 multi-system monitor w/530 color chart plotter, RayPilot ST6001 & Radar RL70CRC > Cockpit ice maker > Captain's Call™ exhaust diverter > Engine freshwater flush system > Front & side curtains w/easy-mount zipper connectors & aft cockpit enclosure in color-matched non-fading Sunbrella solution-dyed acrylic fabric with water-repellent Seamark vinyl undercoating or white polyester fabric w/double-coated resin topside & water-resistant underside coating > Non-fading Sunbrella solution-dyed acrylic fabric storage cover

400 SUPER SPORT SPECIFICATIONS

|                        |            |          |
|------------------------|------------|----------|
| LOA                    | 40' 0"     | 12.19 M  |
| MAXIMUM BEAM           | 11' 0"     | 3.35 M   |
| APPROXIMATE WEIGHT     | 15,500 LBS | 7,031 KG |
| CABIN HEADROOM         | 6' 2"      | 1.88 M   |
| FUEL CAPACITY          | 250 GAL    | 946 L    |
| WATER CAPACITY         | 50 GAL     | 189 L    |
| HOLDING TANK CAPACITY  | 50 GAL     | 189 L    |
| BRIDGE CLEARANCE (DRY) | 10' 6"     | 3.20 M   |
| DRAFT                  | 36"        | .91 M    |
| DEADRISE               | 22°        | 22°      |



400 SUPER SPORT

9

www.formulaboats.com

www.formulaboats.com





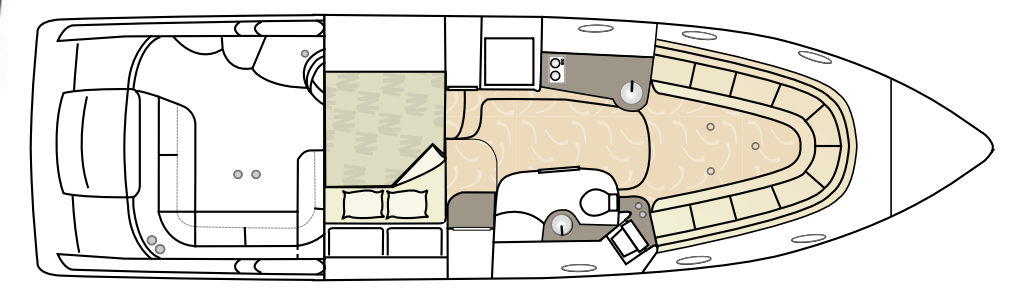
# 400 SS

## 400 SUPER SPORT CABIN STANDARD EQUIPMENT

- > Sliding/locking cabin door
- > Whisper Walls® headliner/wall system
- > Accent lighting
- > Curved Ultraleather™ sofa seating in Doe or Cashmere
- > w/dual-height solid Corian® dining tables & filler cushions
- > Custom décor pillows & draperies
- > In-floor dining table/filler cushion storage w/pneumatic lift
- > Entertainment center in dark metallic cherry or metallic burl finish w/Corian countertop & 13" stereo TV/DVD w/dockside access cord
- > 16,000 BTU reverse cycle air conditioner w/digital climate control
- > 120V & 12V electrical panels
- > Hanging locker w/automatic light
- > Kenwood® remote control AM/FM/CD stereo w/changer control, 3-D FL display, D-MASK+ motorized self-hiding faceplate, 450W amplification & 10 disc CD changer
- > One-year subscription to Sirius™ Satellite Digital Broadcast
- > Two 320W 7"x10" & two 220W 6 1/2" 3-way speakers
- > Aft cabin stateroom/queen-size berth w/privacy curtain; nightstand w/concealed storage, phone jack & 120V & 12V outlets; entertainment module/storage unit w/drawers and cable TV outlet; upholstered headboard storage
- > Aft cabin cedar-lined hanging locker w/automatic light
- > Individual reading lights
- > Aft cabin remote stereo volume control
- > Complete galley in dark metallic cherry or metallic burl finish w/storage & maple dovetailed drawers, full Corian countertop, polished stainless sink, concealed stand-up 120V/12V refrigerator/freezer, concealed electric stove w/safety shut-off switch, microwave oven & concealed trash receptacle
- > Demand water system w/one-point water fill for freshwater tank and/or city water
- > Water level gauge
- > 120V water heater w/heat exchanger
- > Molded fiberglass private head compartment w/vanity, Corian countertop, polished stainless sink, VacuFlush® unit w/holding tank & dockside pumpout, separate shower area w/Corian seat, exhaust fan & nightlight
- > Built-in WalVac® sweeper system
- > Fire extinguisher
- > Carbon monoxide fume detector

## 400 SUPER SPORT CABIN AVAILABLE EQUIPMENT

- > Custom quilted bedspread w/matching pillow shams
- > Bed linens & towels
- > Panasonic 15" widescreen LCD TV/monitor/DVD player for aft cabin entertainment module
- > VacuFlush unit w/Y-valve for macerator discharge or dockside pumpout
- > Gray water holding system



TITANIUM DÉCOR WITH METALLIC CHERRY CABINETRY AND MOROCCO CORIAN™ COUNTERTOPS







370 SUPER SPORT

12

www.formulaboats.com

SAPPHIRE BLUE METALLIC IMRON® FLAGSHIP GRAPHIC AND COCKPIT ACCENT STRIPING



370 SUPER SPORT

13

www.formulaboats.com

370 SS



### 370 SUPER SPORT STANDARD EQUIPMENT

EXTERIOR > NMMA Yacht Certification > Formula Guard transferable 5-year Limited Protection Plan > Imron® Standard graphic & cockpit accent striping > FAS<sup>3</sup>TECH™ hull > Foam-filled continuous molded fiberglass structural grid > Chemically bonded & thru-bolted deck-to-hull joint > Heavy-duty PVC gunwale w/stainless steel insert > Stainless steel hardware & 316L stainless welded rails > Four Bomar® cabin venting hatches w/screens > Six polished stainless steel port lights w/screens > Nonskid foredeck center walkway > Tinted, tempered curved-glass windshield w/center walk-thru > Windshield wipers > Radar arch w/mast light > Air horn > Transom-mounted stereo remote control > Integrated swim platform w/concealed 316L stainless steel swim ladder > Transom shower w/hot & cold controls > Molded fiberglass transom trunk w/pneumatic lifts, fender rack & four fenders, line storage & integrated table & cushion storage > 120V shorepower w/galvanic isolator & two 30-amp cords > Transom hookups for city water, shorepower, cable TV & telephone

COCKPIT > Continuous molded fiberglass deck & cockpit liner > Molded fiberglass in-dash deck access steps w/316L stainless handrail > Dash panels w/burl wood finish & brushed metallic finish > Complete Gaffrig™ illuminated instrumentation, domed w/chrome bezels > Ritchie® compass > Raymarine™ digital depth sounder > Gaffrig shifters/throttles w/ in-handle trim switch > Safety ignition stop switches w/tethers > Dino™ tilt steering wheel w/genuine mahogany & leather > Dash locker > Auxiliary 12V outlet > Fingertip boat leveler & trim switches > Illuminated waterproof accessory rocker switches w/E-T-A® circuit breakers > Stereo volume control > Two 100W arch-mounted 6 1/2" 2-way marine-grade speakers > Twelve drink holders > Courtesy lighting > Integral 316L stainless safety rails > Weather-resistant cockpit seating featuring Dri-Fast® foam & StarLite® XL synthetic marine panel construction > Twin command seating w/dual-position helm & passenger seats > Port lounge > U-shaped aft lounge seating w/storage > Aft sun lounge package w/two dual-height tables & sun pad inserts > Molded fiberglass wetbar w/Corian® countertop, 120V/12V refrigerator, 17 1/2-quart Igloo® cooler, in-counter trash receptacle & 120V GFCI outlet > Fire extinguisher > Disconnect switches for auxiliary & starting batteries > Battery parallel emergency switch > Berber cockpit carpet > Pneumatic-assist transom door > Bimini top & aft canopy in color-matched non-fading Sunbrella® solution-dyed acrylic fabric with water-repellent SeaMark™ vinyl undercoating, or white polyester fabric w/double-coated resin topside & water-resistant underside coating > Cockpit cover in color-matched non-fading Sunbrella solution-dyed acrylic fabric with water-repellent SeaMark vinyl undercoating, or white polyester fabric w/double-coated resin topside & water-resistant underside coating

ENGINE ROOM > Twin engine installation > Motorized hatch lift > Courtesy lighting > Fume detector > Automatic fire extinguisher > Thru-bolted engine mounts > Remote oil filters > Starting deep-cycle batteries w/battery retainers > 80-amp battery charger > Active & passive galvanic corrosion protection systems > Low-noise rotary bilge blowers > Two automatic bilge pumps > Bilge high water alarm > Bennett® hydraulic trim tabs > External stainless steel tie bar > Stainless steel props

### 370 SUPER SPORT SPECIFICATIONS

|                        |            |          |
|------------------------|------------|----------|
| LOA                    | 37' 0"     | 11.27 M  |
| MAXIMUM BEAM           | 10' 6"     | 3.20 M   |
| APPROXIMATE WEIGHT     | 14,400 LBS | 6,531 KG |
| CABIN HEADROOM         | 6' 2"      | 1.88 M   |
| FUEL CAPACITY          | 238 GAL    | 901 L    |
| WATER CAPACITY         | 43 GAL     | 162 L    |
| HOLDING TANK CAPACITY  | 50 GAL     | 189 L    |
| BRIDGE CLEARANCE (DRY) | 10'        | 3.05 M   |
| DRAFT                  | 36"        | .91 M    |
| DEADRISE               | 21°        | 21°      |

### 370 SUPER SPORT AVAILABLE EQUIPMENT

> Imron® Flagship graphic w/full hullside color > Concealed coiled-hose freshwater anchor wash-down system > Concealed electric windlass w/polished stainless steel anchor & 150' chain > Remote control halogen searchlight > Polished stainless steel windshield frame > VHF radio w/antenna > Raymarine GPS navigational system w/320 monochrome chart plotter > Raymarine GPS navigational system w/520 monochrome chart plotter > Raymarine GPS navigational system w/530 color chart plotter > Raymarine GPS navigational system w/ RayPilot 650 & Radar/chart plotter RL70CRC > SmartCraft™ SC 5000 multi-system monitor > SmartCraft SC 5000 multi-system monitor w/300 GPS navigational system > SmartCraft SC 5000 multi-system monitor w/320 monochrome chart plotter > SmartCraft SC 5000 multi-system monitor w/520 monochrome chart plotter > SmartCraft SC 5000 multi-system monitor w/530 color chart plotter > SmartCraft SC 5000 multi-system monitor w/RayPilot 650 & Radar/chart plotter RL70CRC > Closed-water cooling system > 7.6 KW/120V diesel generator w/sound shield > 7.3 KW/120V Kohler® gas generator w/battery > Captain's Call™ exhaust diverter > Engine freshwater flush system > Front & side curtains w/easy-mount zipper connectors & aft cockpit enclosure in color-matched non-fading Sunbrella solution-dyed acrylic fabric with water-repellent Seamark vinyl undercoating, or white polyester fabric w/double-coated resin topside & water-resistant underside coating > Non-fading Sunbrella solution-dyed acrylic fabric storage cover



SAPPHIRE BLUE DÉCOR THEME WITH METALLIC BURL CABINETRY  
AND ACORN CORIAN® COUNTERTOPS

# 370 SS

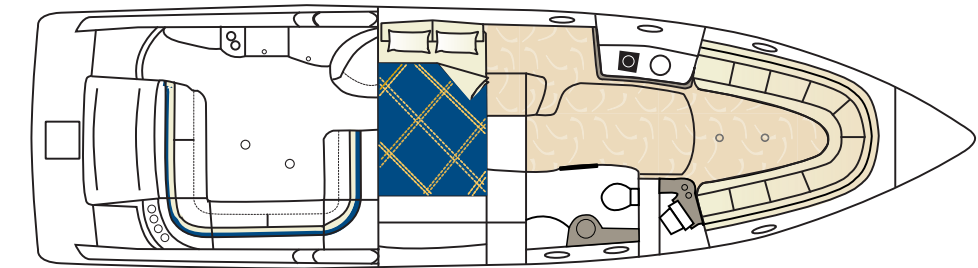


## 370 SUPER SPORT CABIN STANDARD EQUIPMENT

- > Sliding/locking cabin door > Curved Ultraleather™ sofa seating in Doe or Cashmere w/dual-height, high-gloss solid wood dining tables & filler cushions > Custom décor pillows & draperies > In-floor dining table/filler cushion storage > Entertainment center in dark metallic cherry or metallic burl finish w/Corian countertop & 13" stereo TV/DVD w/dockside access cord > 12,000 BTU reverse cycle air conditioner w/digital climate control > 120V & 12V electrical panels > Hanging locker w/automatic light > Kenwood® AM/FM/CD stereo w/high power output > One-year subscription to Sirius™ Satellite Digital Broadcast > Two 100W 6 1/2" 2-way marine-grade speakers > Aft cabin stateroom/queen-size berth w/full-width storage, cable TV receptacle, phone jack & 120V & 12V outlets > Individual reading lights > Complete galley in dark metallic cherry or metallic burl finish w/storage & drawers, full Corian countertop, polished stainless sink, concealed 120V/12V refrigerator, electric stove, microwave oven & concealed trash receptacle > Demand water system > Water level gauge > 120V water heater w/heat exchanger > Molded fiberglass private head compartment w/molded vanity, Corian countertop trim, polished stainless sink, VacuFlush® unit w/holding tank & dockside pumpout, separate shower area w/ molded-in seat, exhaust fan > Fire extinguisher > Carbon monoxide fume detector

## 370 SUPER SPORT CABIN AVAILABLE EQUIPMENT

- > Custom quilted bedspread w/matching pillow shams > Bed linens & towels > Kenwood AM/FM/CD stereo w/changer control, 3-D FL display, D-MASK+ motorized self-hiding faceplate, dash-mounted full-feature remote control, 160W amplification & 10-disc CD changer—Sirius satellite compatible > Built-in WalVac® sweeper system > VacuFlush unit w/Y-valve for macerator discharge or dockside pumpout > Gray water holding system







330 SS

330 SUN SPORT STANDARD EQUIPMENT

EXTERIOR > NMMA Yacht Certification > Formula Guard transferable 5-year Limited Protection Plan > Imron® graphic A, B or C w/cockpit accent striping > Pressure-treated Perma Panel™ structural hull matrix > Foam-filled hull cavities > Chemically bonded & thru-bolted deck-to-hull joint > Heavy-duty PVC gunwale w/stainless steel insert > Concealed fiberglass anchor locker > Stainless steel hardware & 316L stainless welded rails > Pop-up fuel cap > Two Bomar® cabin venting hatches w/screens > Four polished stainless steel port lights w/screens > Nonskid foredeck center walkway > Tinted, tempered curved-glass windshield w/center walk-thru > Windshield wiper > Air horn > 316L stainless transom grab rail & ski tow eye > Transom-mounted stereo remote control > Integrated swim platform w/concealed 316L stainless steel swim ladder > Transom shower w/hot & cold controls > 120V shorepower w/galvanic isolator, 30-amp cord & transom hookup

COCKPIT > Continuous molded fiberglass deck & cockpit liner > Molded fiberglass in-dash deck access steps w/316L stainless handrail > Dash panels w/burl wood finish & brushed metallic finish > Complete Gaffrig™ illuminated instrumentation, domed w/chrome bezels > Ritchie® compass > Digital depth sounder > Gaffrig shifters/throttles w/in-handle trim switch > Safety ignition stop switches w/tethers > Dino™ tilt steering wheel w/burl & brushed metallic insets > Dash storage compartment > Auxiliary 12V outlet > Fingertip boat leveler & trim switches > Illuminated waterproof accessory rocker switches w/E-T-A® circuit breakers > Stereo volume control > Two 170W 6"x9" 2-way marine-grade speakers > Ten drink holders > Courtesy lighting > Integral 316L stainless safety rails > Weather-resistant cockpit seating featuring Dri-Fast® foam & StarLite® XL synthetic marine panel construction > Twin command seating w/dual-position helm & passenger seats > Port lounge w/integrated dive tank storage > U-shaped aft lounge seating w/storage > Aft sun lounge package w/two dual-height tables & sun pad inserts > Molded fiberglass cockpit galley w/integrated sink, Corian® countertop, 54-quart Igloo® cooler & integral 316L stainless safety rail > Fire extinguisher > Disconnect switches for auxiliary & starting batteries > Battery parallel emergency switch > In-floor ski storage > Concealed fender storage w/two fenders > Berber cockpit carpet > Pneumatic-assist transom door > Bimini top & aft canopy in color-matched non-fading Sunbrella® solution-dyed acrylic fabric with water-repellent SeaMark™ vinyl undercoating, or white polyester fabric w/double-coated resin topside & water-resistant underside coating > Cockpit cover in color-matched non-fading Sunbrella solution-dyed acrylic fabric with water-repellent SeaMark vinyl undercoating, or white polyester fabric w/double-coated resin topside & water-resistant underside coating

ENGINE ROOM > Twin engine installation > Motorized hatch lift > Courtesy lighting > Fume detector > Automatic fire extinguisher > Thru-bolted engine mounts > Remote oil filters > Two deep-cycle batteries w/battery retainers > 50-amp battery charger > Active & passive galvanic corrosion protection systems > Bilge blowers > Automatic bilge pump > Bilge high water alarm > Bennett® hydraulic trim tabs > Stainless steel props

330 SUN SPORT AVAILABLE EQUIPMENT

> Imron® Flagship graphic w/full hullside color > Electric windlass w/75' chain & polished stainless steel anchor > 5" Remote control spotlight > Remote control halogen spotlight > Offshore bow rail > Stainless steel bow docking lights > Polished stainless steel windshield frame > Radar arch w/mast light, polished stainless steel windshield frame and offshore bow rail > VHF radio w/antenna > Raymarine GPS navigational system w/320 monochrome chart plotter > SmartCraft™ instrumentation system > Engine freshwater flush system > Cockpit alcohol stove > 120V/12V refrigerator > Closed-water cooling system > 5 KW/120V Kohler® gas generator w/battery > Captain's Call™ exhaust diverter > Front & side curtains w/easy-mount zipper connectors & aft cockpit enclosure in color-matched non-fading Sunbrella solution-dyed acrylic fabric with water-repellent Seamark vinyl undercoating, or white polyester fabric w/double-coated resin topside & water-resistant underside coating > Non-fading Sunbrella solution-dyed acrylic fabric storage cover

330 SUN SPORT SPECIFICATIONS

|                         |           |          |
|-------------------------|-----------|----------|
| LOA                     | 33' 0"    | 10 M     |
| MAXIMUM BEAM            | 10' 2"    | 3.1 M    |
| APPROXIMATE WEIGHT      | 9,700 LBS | 4,400 KG |
| CABIN HEADROOM          | 5' 7"     | 1.7 M    |
| FUEL CAPACITY           | 160 GAL   | 606 L    |
| WATER CAPACITY          | 20 GAL    | 76 L     |
| HOLDING TANK CAPACITY   | 26 GAL    | 98 L     |
| BRIDGE CLEARANCE (DRY)  | 6' 0"     | 1.83 M   |
| BRIDGE CLEARANCE W/ARCH | 9' 0"     | 2.74 M   |
| DRAFT                   | 35"       | .89 M    |
| DEADRISE                | 20°       | 20°      |

BLACK ONYX METALLIC IMRON® FLAGSHIP GRAPHIC  
AND SILVER COCKPIT ACCENT STRIPING

330 SUN SPORT

16

www.formulaboats.com



330 SUN SPORT

17

www.formulaboats.com





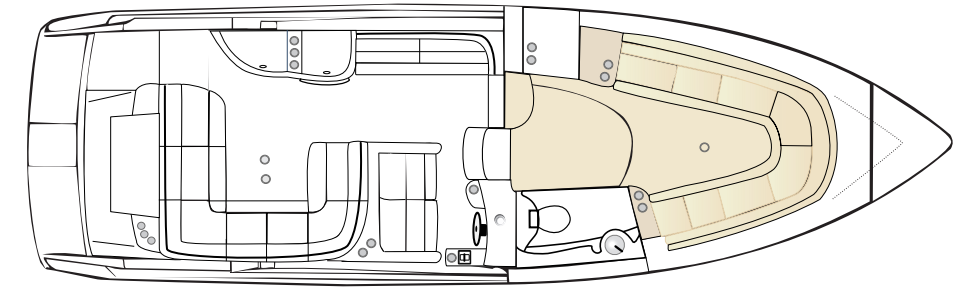
# 330 ss

## 330 SUN SPORT CABIN STANDARD EQUIPMENT

- > Sliding/locking cabin door
- > Ultraleather™ U-shaped forward dinette lounge/ double berth w/high-gloss, solid wood table & filler cushions
- > Custom décor pillows & draperies
- > Entertainment center in cherry finish w/storage & drawer, full Corian® countertop, concealed 120V/12V refrigerator, microwave oven & in-counter trash receptacle
- > 120V & 12V electrical panels
- > Illuminated hanging locker
- > Kenwood® AM/FM/CD stereo w/high power output
- > One-year subscription to Sirius™ Satellite Digital Broadcast
- > Two 100W 6 1/2" 2-way marine-grade speakers
- > Private head w/manual porcelain head unit w/26-gallon holding tank & dockside pumpout, molded fiberglass vanity, stainless sink w/retractable shower head faucet & exhaust fan
- > Demand water system
- > 120V water heater w/heat exchanger
- > Fire extinguisher
- > Carbon monoxide fume detector

## 330 SUN SPORT CABIN AVAILABLE EQUIPMENT

- > 7,000 BTU reverse cycle air conditioner w/digital climate control
- > Kenwood AM/FM/CD stereo w/changer control, 3-D FL display, D-MASK+ motorized self-hiding faceplate, dash-mounted full-feature remote control, 160W amplification & 10-disc CD changer—Sirius satellite compatible
- > Panasonic 15" widescreen LCD TV/monitor/DVD player w/antenna & cable connection (available only w/arch)
- > Manual porcelain head unit w/holding tank & Y-valve for macerator discharge or dockside pumpout
- > VacuFlush® unit w/holding tank & Y-valve for macerator discharge
- > VacuFlush unit w/holding tank & dockside pumpout
- > Gray water holding system



TITANIUM DÉCOR THÈME

330 SUN SPORT

19

www.formulaboats.com



www.formulaboats.com

18

330 SUN SPORT

www.formulaboats.com



**280 SUN SPORT STANDARD EQUIPMENT**  
EXTERIOR > NMMA Yacht Certification > Formula Guard transferable 5-year Limited Protection Plan > Imron® graphic A, B or C w/cockpit accent striping > Pressure-treated Perma Panel™ structural hull matrix > Foam-filled hull cavities > Chemically bonded & thru-bolted deck-to-hull joint > Heavy-duty PVC gunwale w/stainless steel insert > Concealed fiberglass anchor locker > Stainless steel hardware & 316L stainless welded rails > Pop-up fuel cap > Bomar® cabin venting hatch w/screen > Two port lights w/screens > Nonskid foredeck center walkway > Tinted, tempered curved-glass windshield w/center walk-thru > Windshield wiper > Air horn > 316L stainless transom grab rail & ski tow eye > Transom-mounted stereo remote control > Integrated swim platform w/concealed 316L stainless steel swim ladder

COCKPIT > Continuous molded fiberglass deck & cockpit liner > Molded fiberglass in-dash deck access steps w/316L stainless handrail > Dash panels w/burl wood finish & brushed metallic finish > Complete Gaffrig™ illuminated instrumentation, domed w/chrome bezels > Ritchie® compass > Digital depth sounder > Gaffrig shifter(s)/throttle(s) w/in-handle trim switch > Safety ignition stop switch(es) w/tether(s) > Dino™ tilt steering wheel w/burl & brushed metallic insets > Auxiliary 12V outlet > Fingertip boat leveler & trim switch(es) > Illuminated waterproof accessory rocker switches w/E-T-A® circuit breakers > Stereo volume control > Two 160W 6"x9" 3-way marine-grade speakers > Eleven drink holders > Courtesy lighting > Weather-resistant cockpit seating featuring Dri-Fast® foam & StarLite® XL synthetic marine panel construction > Twin command seating w/dual-position helm & passenger seats > Port lounge w/integrated dive tank storage > U-shaped aft lounge seating w/storage > Molded fiberglass cockpit galley w/integrated sink, Corian® countertop, 54-quart Igloo® cooler & integral 316L stainless safety rail > Fire extinguisher > Battery selector switch > In-floor ski storage > Concealed fender storage w/two fenders > Berber cockpit carpet > Pneumatic-assist transom door > Bimini top & aft canopy in color-matched non-fading Sunbrella® solution-dyed acrylic fabric with water-repellent SeaMark™ vinyl undercoating, or white polyester fabric w/double-coated resin topside & water-resistant underside coating > Cockpit cover in color-matched non-fading Sunbrella solution-dyed acrylic fabric with water-repellent SeaMark vinyl undercoating, or white polyester fabric w/double-coated resin topside & water-resistant underside coating

CABIN > Sliding/locking cabin door > Ultraleather™ U-shaped forward dinette lounge/double berth w/high-gloss, solid wood table & filler cushions > Custom décor pillows & draperies > Entertainment center in cherry finish w/storage & full Corian countertop > Clarion® Xtreme AM/FM/CD stereo w/changer control and high power output—satellite compatible > Two 100W 6 1/2" 2-way marine-grade speakers > Hanging locker > Private head compartment w/portable unit, molded fiberglass vanity & stainless sink > Demand water system > Fire extinguisher > Carbon monoxide fume detector

ENGINE > Twin or single engine installation > Motorized hatch lift > Courtesy lighting > Fume detector > Automatic fire extinguisher > Thru-bolted engine mounts > Remote oil filter(s) > Two deep-cycle batteries w/battery retainers > Active & passive galvanic corrosion protection systems > Bilge blowers > Automatic bilge pump > Bilge high water alarm > Bennett® hydraulic trim tabs > Stainless steel props

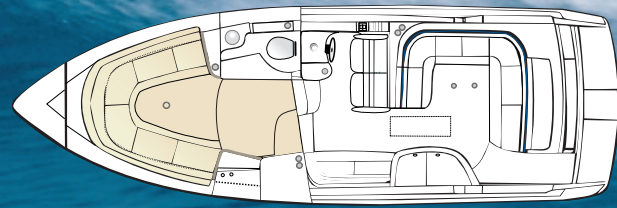
**280 SUN SPORT AVAILABLE EQUIPMENT**  
> Imron® Flagship graphic w/full hullside color > Electric windlass w/75' chain & polished stainless steel anchor > Offshore bow rail > Stainless steel bow docking lights > Polished stainless steel windshield frame > Polished stainless steel windshield frame & radar arch w/mast light > Transom shower > 120V shorepower w/galvanic isolator, 40-amp battery charger, 30-amp cord & transom hookup > VHF radio w/antenna > Raymarine GPS navigational system w/320 monochrome chart plotter > SmartCraft™ instrumentation system > Clarion waterproof dash-mounted remote control & 200W amplification—satellite compatible > Clarion waterproof dash-mounted remote control, 200W amplification & 6-disc CD changer—satellite compatible > Dual-height cockpit tables w/filler cushions > Cockpit alcohol stove > Cockpit 120V/12V refrigerator > Microwave oven > Manual porcelain head unit w/26-gallon holding tank & dockside pumpout > Manual porcelain head unit w/26-gallon holding tank & Y-valve for macerator discharge or dockside pumpout > VacuFlush® w/macerator > VacuFlush unit w/26-gallon holding tank & dockside pumpout > Gray water holding system > Engine freshwater flush system > Closed-water cooling system > Captain's Call™ exhaust diverter > Front & side curtains w/easy-mount zipper connectors & aft cockpit enclosure in color-matched non-fading Sunbrella solution-dyed acrylic fabric with water-repellent Seamark vinyl undercoating, or white polyester fabric w/double-coated resin topside & water-resistant underside coating > Non-fading Sunbrella solution-dyed acrylic fabric storage cover

280 SUN SPORT SPECIFICATIONS

|                                  |                 |                |
|----------------------------------|-----------------|----------------|
| LOA                              | 28' 0"          | 8.53 M         |
| MAXIMUM BEAM                     | 9' 2"           | 2.79 M         |
| APPROXIMATE WEIGHT (SINGLE/TWIN) | 6,300/7,300 LBS | 2,858/3,311 KG |
| CABIN HEADROOM                   | 5' 2"           | 1.57 M         |
| FUEL CAPACITY                    | 120 GAL         | 456 L          |
| WATER CAPACITY                   | 20 GAL          | 76 L           |
| HOLDING TANK CAPACITY            | 2.6 GAL         | 9.8 L          |
| BRIDGE CLEARANCE (DRY)           | 5' 8"           | 1.72 M         |
| BRIDGE CLEARANCE W/ARCH          | 8' 6"           | 2.59 M         |
| DRAFT                            | 36"             | .91 M          |
| DEADRISE                         | 21°             | 21°            |



Formula 280 Sun Sport  
2001 Outstanding Sport Boat Workmanship



SAPPHIRE BLUE METALLIC® FLAGSHIP GRAPHIC  
AND COCKPIT ACCENT STRIPING

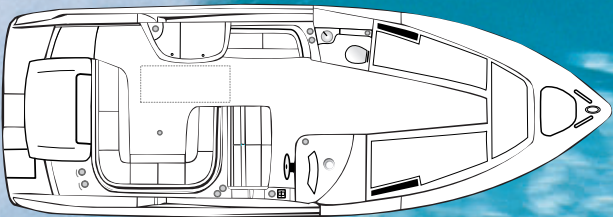


SAPPHIRE DÉCOR THEME





TITANIUM IMRON® GRAPHIC B  
AND COCKPIT ACCENT STRIPING



# 280 BR



### 280 BOWRIDER SPECIFICATIONS

|                                  |                 |                |
|----------------------------------|-----------------|----------------|
| LOA                              | 28' 0"          | 8.53 M         |
| MAXIMUM BEAM                     | 9' 2"           | 2.79 M         |
| APPROXIMATE WEIGHT (SINGLE/TWIN) | 6,100/7,300 LBS | 2,767/3,311 KG |
| FUEL CAPACITY                    | 120 GAL         | 456 L          |
| WATER CAPACITY                   | 20 GAL          | 76 L           |
| HOLDING TANK CAPACITY            | 2.6 GAL         | 9.8 L          |
| BRIDGE CLEARANCE (DRY)           | 5' 8"           | 1.72 M         |
| BRIDGE CLEARANCE W/ARCH          | 8' 6"           | 2.59 M         |
| DRAFT                            | 36"             | .91 M          |
| DEADRISE                         | 21°             | 21°            |

### 280 BOWRIDER STANDARD EQUIPMENT

EXTERIOR > NMMA Yacht Certification > Formula Guard transferable 5-year Limited Protection Plan > Imron graphic A, B or C w/cockpit accent striping > Pressure-treated Perma Panel® structural hull matrix > Foam-filled hull cavities > Chemically bonded & thru-bolted deck-to-hull joint > Heavy-duty PVC gunwale w/stainless steel insert > Concealed fiberglass anchor locker > Stainless steel hardware & 316L stainless welded rails > Pop-up fuel cap > Two port lights w/screens > Tinted, tempered curved-glass windshield w/center walk-thru > Windshield wiper > Air horn > 316L stainless transom grab rail & ski tow eye > Transom-mounted stereo remote control > Integrated swim platform w/concealed 316L stainless steel swim ladder

COCKPIT > Continuous molded fiberglass deck & cockpit liner > Dash panels w/burl wood finish & brushed metallic finish > Complete Gaffrig™ illuminated instrumentation, domed w/chrome bezels > Ritchie® compass > Digital depth sounder > Gaffrig shifter(s)/throttle(s) w/in-handle trim switch > Safety ignition stop switch(es) w/tether(s) > Dino™ tilt steering wheel w/burl & brushed metallic insets > Auxiliary 12V outlet > Fingertip boat leveler & trim switch(es) > Illuminated waterproof accessory rocker switches w/E-T-A® circuit breakers > Clarion® Xtreme AM/FM/CD stereo w/changer control and high power output—satellite compatible > Two 100W 6½" 2-way marine-grade speakers & two 160W 6"x9" 3-way marine-grade speakers > Thirteen drink holders > Courtesy lighting > Weather-resistant cockpit seating featuring Dri-Fast® foam & StarLite® XL synthetic marine panel construction > Twin command seating w/dual-position helm & passenger seats > Port lounge w/integrated dive tank storage > Bow seating w/filler cushions > Forward in-floor storage w/automatic bilge pump > Starboard storage locker > U-shaped aft lounge seating w/storage > Molded fiberglass cockpit galley w/integrated sink, Corian® countertop, 54-quart Igloo® cooler & integral 316L stainless safety rail > Demand water system > Fire extinguisher > Battery selector switch > In-floor ski storage > Concealed fender storage w/two fenders > Berber cockpit carpet > Pneumatic-assist transom door > Bimini top & aft canopy in color-matched non-fading Sunbrella® solution-dyed acrylic fabric with water-repellent Seamark™ vinyl undercoating, or white polyester fabric w/double-coated resin topside & water-resistant underside coating > Bow tonneau cover in color-matched non-fading Sunbrella solution-dyed acrylic fabric w/Seamark water-repellent finish or white polyester fabric w/double-coated resin topside & water-resistant underside coating > Cockpit cover in color-matched non-fading Sunbrella solution-dyed acrylic fabric with water-repellent Seamark vinyl undercoating, or white polyester fabric w/double-coated resin topside & water-resistant underside coating

HEAD > Continuous molded fiberglass liner > Curved, one-piece locking door > Portable head unit > Molded fiberglass vanity w/stainless sink > Carbon monoxide fume detector

ENGINE > Twin or single engine installation > Motorized hatch lift > Courtesy lighting > Fume detector > Automatic fire extinguisher > Thru-bolted engine mounts > Remote oil filter(s) > Two deep-cycle batteries w/battery retainers > Active & passive galvanic corrosion protection systems > Bilge blowers > Automatic bilge pump > Bilge high water alarm > Bennett® hydraulic trim tabs > Stainless steel props

### 280 BOWRIDER AVAILABLE EQUIPMENT

> Imron® Flagship graphic w/full hullside color > Stainless steel bow docking lights > Polished stainless steel windshield frame > Polished stainless steel windshield frame & radar arch w/mast light > Transom shower > 120V shorepower w/galvanic isolator, 40-amp battery charger, 30-amp cord & transom hookup > VHF radio w/antenna > SmartCraft™ instrumentation system > Clarion 200W amplification—satellite compatible > Clarion 200W amplification & 6-disc CD changer—satellite compatible > Dual-height cockpit tables w/filler cushions > Cockpit alcohol stove > Cockpit 120V/12V refrigerator > Manual porcelain head unit w/26-gallon holding tank & dockside pumpout > Manual porcelain head unit w/26-gallon holding tank & Y-valve for macerator discharge or dockside pumpout > VacuFlush® unit w/26-gallon holding tank & dockside pumpout > Gray water holding system > Engine freshwater flush system > Closed-water cooling system > Captain's Call™ exhaust diverter > Front & side curtains w/easy-mount zipper connectors & aft cockpit enclosure in color-matched non-fading Sunbrella solution-dyed acrylic fabric with water-repellent Seamark vinyl undercoating, or white polyester fabric w/double-coated resin topside & water-resistant underside coating > Non-fading Sunbrella solution-dyed acrylic fabric storage cover







### 260 SUN SPORT STANDARD EQUIPMENT

EXTERIOR > NMMA Yacht Certification > Formula Guard transferable 5-year Limited Protection Plan > Imron® graphic A, B or C w/cockpit accent striping > Pressure-treated Perma Panel™ structural hull matrix > Foam-filled hull cavities > Chemically bonded & thru-bolted deck-to-hull joint > Heavy-duty PVC gunwale w/stainless steel insert > Concealed fiberglass anchor locker > Stainless steel hardware & 316L stainless welded rails > Pop-up fuel cap > Bomar® cabin venting hatch w/screen > Two port lights w/screens > Nonskid foredeck center walkway > Tinted, tempered curved-glass windshield w/center

walk-thru > Windshield wiper > Air horn > 316L stainless transom grab rail & ski tow eye > Transom-mounted stereo remote control > Integrated swim platform w/concealed 316L stainless steel swim ladder

COCKPIT > Continuous molded fiberglass deck & cockpit liner > Molded fiberglass in-dash deck access steps w/316L stainless handrail > Dash panels w/burl wood finish & brushed metallic finish > Complete Gaffrig™ illuminated instrumentation, domed w/chrome bezels > Ritchie® compass > Digital depth sounder > Shift/throttle control w/trim switch > Safety ignition stop switch w/tether > Dino™ tilt steering wheel w/burl & brushed metallic insets > Fingertip boat leveler switches > Auxiliary 12V outlet > Illuminated waterproof accessory rocker switches w/E-T-A® circuit breakers > Clarion® Xtreme AM/FM/CD stereo w/changer control and high power output—satellite compatible > Two 160W 6"x9" 3-way marine-grade speakers > Nine drink holders > Courtesy lighting > Weather-resistant cockpit seating featuring Dri-Fast® foam & StarLite® XL synthetic marine panel construction > Twin command seating w/dual-position helm & passenger seats > Port lounge w/integrated storage > U-shaped aft lounge seating w/storage > Molded fiberglass cockpit galley w/integrated sink, Corian® countertop, concealed trash receptacle, 17½-quart Igloo® cooler & integral 316L stainless safety rail > Demand water system > Fire extinguisher > Battery selector switch > In-floor ski storage > Concealed fender storage w/two fenders > Berber cockpit carpet > Transom door > Bimini top & aft canopy in color-matched non-fading Sunbrella® solution-dyed acrylic fabric with water-repellent SeaMark™ vinyl undercoating, or white polyester fabric w/double-coated resin topside & water-resistant underside coating > Cockpit cover in color-matched non-fading Sunbrella solution-dyed acrylic fabric with water-repellent SeaMark vinyl undercoating, or white polyester fabric w/double-coated resin topside & water-resistant underside coating

CABIN > Sliding/locking cabin door > Ultraleather™ U-shaped forward dinette lounge/double berth w/table & filler cushion > Custom décor pillows & draperies > Two 100W 6½" 2-way marine-grade speakers > Concealed portable head unit > Carbon monoxide fume detector

ENGINE > Single engine installation > Motorized hatch lift > Courtesy lighting > Fume detector > Automatic fire extinguisher > Thru-bolted engine mounts > Remote oil filter > Two deep-cycle batteries w/battery retainers > Active & passive galvanic corrosion protection systems > Bilge blowers > Automatic bilge pump > Bennett® hydraulic trim tabs > Stainless steel props

### 260 SUN SPORT AVAILABLE EQUIPMENT

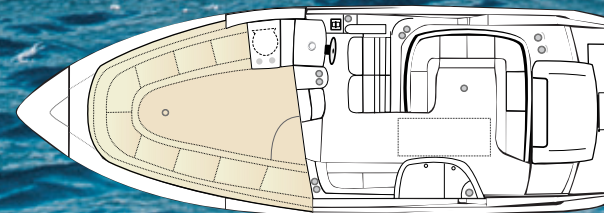
> Imron® Flagship graphic w/full hullside color > Offshore bow rail > Stainless steel bow docking lights > Polished stainless steel windshield frame > Custom polished 316L stainless sport arch w/mast light & ski tow eye > Transom shower > VHF radio w/antenna > SmartCraft™ instrumentation system > Dual-height cockpit table w/filler cushion > Manual porcelain head unit w/18-gallon holding tank & dockside pumpout > Manual porcelain head unit w/18-gallon holding tank & Y-valve for macerator discharge or dockside pumpout > Gray water holding system > Engine freshwater flush system > Closed-water cooling system > Captain's Call™ exhaust diverter > Front & side curtains w/easy-mount zipper connectors & aft cockpit enclosure in color-matched non-fading Sunbrella solution-dyed acrylic fabric with water-repellent Seamark vinyl undercoating, or white polyester fabric w/double-coated resin topside & water-resistant underside coating > Non-fading Sunbrella solution-dyed acrylic fabric storage cover

### 260 SUN SPORT SPECIFICATIONS

|                         |           |          |
|-------------------------|-----------|----------|
| LOA                     | 26' 0"    | 7.92 M   |
| MAXIMUM BEAM            | 8' 6"     | 2.59 M   |
| APPROXIMATE WEIGHT      | 5,450 LBS | 2,472 KG |
| CABIN HEADROOM          | 4' 5"     | 1.35 M   |
| FUEL CAPACITY           | 92 GAL    | 348 L    |
| WATER CAPACITY          | 15 GAL    | 57 L     |
| HOLDING TANK CAPACITY   | 2.6 GAL   | 9.8 L    |
| BRIDGE CLEARANCE (DRY)  | 5' 0"     | 1.52 M   |
| BRIDGE CLEARANCE W/ARCH | 8' 0"     | 2.44 M   |
| DRAFT                   | 32"       | .81 M    |
| DEADRISE                | 22°       | 22°      |



Formula 260 Sun Sport  
1999 Outstanding Sport Cruiser Workmanship



CHAMPAGNE METALLIC IMRON® FLAGSHIP GRAPHIC  
AND COCKPIT ACCENT STRIPING

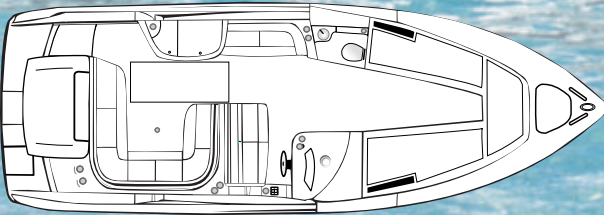


COPPER DÉCOR THEME





BRIGHT RED IMRON® FLAGSHIP GRAPHIC AND COCKPIT ACCENT STRIPING



Formula 260 Bowrider  
2000 Outstanding Runabout Workmanship

260 BR



260 BOWRIDER STANDARD EQUIPMENT

EXTERIOR > NMMA Yacht Certification > Formula Guard transferable 5-year Limited Protection Plan > Imron® graphic A, B or C w/cockpit accent striping > Pressure-treated Perma Panel™ structural hull matrix > Foam-filled hull cavities > Chemically bonded & thru-bolted deck-to-hull joint > Heavy-duty PVC gunwale w/stainless steel insert > Concealed fiberglass anchor locker > Stainless steel hardware & 316L stainless welded rails > Pop-up fuel cap > Two port lights w/screens > Tinted, tempered curved-glass windshield w/center walk-thru > Windshield wiper > Air horn > 316L stainless transom grab rail & ski tow eye > Transom-mounted stereo remote control > Integrated swim platform w/concealed 316L stainless steel swim ladder

COCKPIT > Continuous molded fiberglass deck & cockpit liner > Dash panels w/burl wood finish & brushed metallic finish > Complete Gaffrig™ illuminated instrumentation, domed w/chrome bezels > Ritchie® compass > Digital depth sounder > Shift/throttle control w/trim switch > Safety ignition stop switch w/tether > Dino™ tilt steering wheel w/burl & brushed metallic insets > Fingertip boat leveler switches > Auxiliary 12V outlet > Illuminated water-proof accessory rocker switches w/E-T-A® circuit breakers > Clarion® Xtreme AM/FM/CD stereo w/changer control and high power output—satellite compatible > Two 100W 6 1/2" 2-way marine-grade speakers > two 160W 6"x9" 3-way marine-grade speakers > Thirteen drink holders > Courtesy lighting > Weather-resistant cockpit seating featuring Dri-Fast® foam & StarLite® XL synthetic marine panel construction > Twin command seating w/dual-position helm & passenger seats > Port lounge w/integrated storage > Bow seating w/filler cushions > Forward in-floor storage > Starboard storage locker > U-shaped aft lounge seating w/storage > Molded fiberglass cockpit galley w/integrated sink, Corian® countertop, concealed trash receptacle, 17 1/2-quart Igloo® cooler & integral 316L stainless safety rail > Demand water system > Fire extinguisher > Battery selector switch > In-floor ski storage > Concealed fender storage w/two fenders > Berber cockpit carpet > Transom door > Bimini top & aft canopy in color-matched non-fading Sunbrella® solution-dyed acrylic fabric with water-repellent SeaMark™ vinyl undercoating, or white polyester fabric w/ double-coated resin topside & water-resistant underside coating > Bow tonneau cover in color-matched non-fading Sunbrella solution-dyed acrylic fabric w/SeaMark water-repellent finish or white polyester fabric w/double-coated resin topside & water-resistant underside coating > Cockpit cover in color-matched non-fading Sunbrella solution-dyed acrylic fabric with water-repellent SeaMark vinyl undercoating, or white polyester fabric w/double-coated resin topside & water-resistant underside coating

HEAD > Continuous molded fiberglass liner > Curved, one-piece locking door > Portable head unit > Molded fiberglass vanity w/stainless sink > Carbon monoxide fume detector  
ENGINE > Single engine installation > Motorized hatch lift > Courtesy lighting > Fume detector > Automatic fire extinguisher > Thru-bolted engine mounts > Remote oil filter > Two deep-cycle batteries w/battery retainers > Active & passive galvanic corrosion protection systems > Bilge blowers > Automatic bilge pump > Bennett® hydraulic trim tabs > Stainless steel props

260 BOWRIDER AVAILABLE EQUIPMENT

> Imron® Flagship graphic w/full hullside color > Stainless steel bow docking lights > Polished stainless steel windshield frame > Custom polished 316L stainless sport arch w/mast light & ski tow eye > Transom shower > VHF radio w/antenna > SmartCraft™ instrumentation system > Dual-height cockpit table w/filler cushion > Manual porcelain head unit w/18-gallon holding tank & dockside pumpout > Manual porcelain head unit w/18-gallon holding tank & Y-valve for macerator discharge or dockside pumpout > Gray water holding system > Engine freshwater flush system > Closed-water cooling system > Captain's Call™ exhaust diverter > Front & side curtains w/easy-mount zipper connectors & aft cockpit enclosure in color-matched non-fading Sunbrella solution-dyed acrylic fabric with water-repellent Seamark vinyl undercoating, or white polyester fabric w/double-coated resin topside & water-resistant underside coating > Non-fading Sunbrella solution-dyed acrylic fabric storage cover





# Formula Color Selections

Your selection of an exterior color accent reflects your personal taste. Formula's use of Imron®, a DuPont polyurethane enamel, will keep your graphic beautiful year after year.

Formula 2004 cabin décor perfectly complements your exterior color choice with tasteful designer expertise. Color themes for each boat have been designed and appointed with elaborately textured fabrics. Coordinating pillows, draperies, bed coverings and UltraLeather™ lounges provide complete boating luxury.

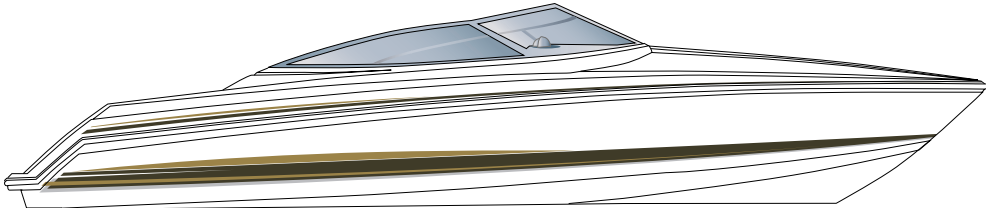
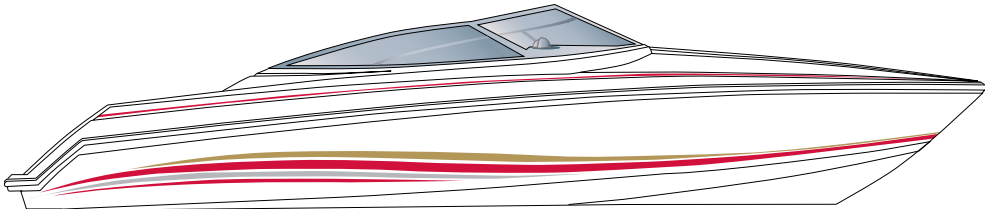
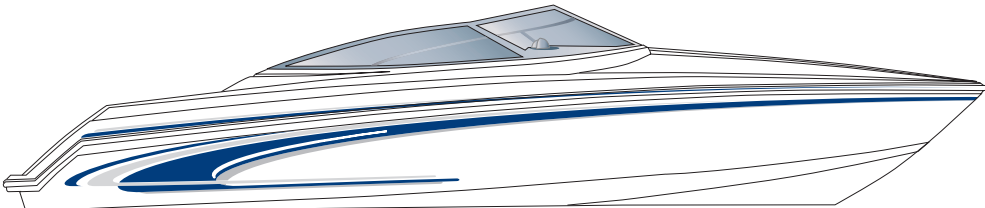
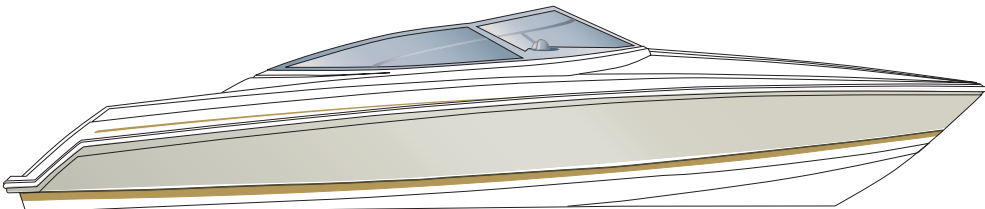
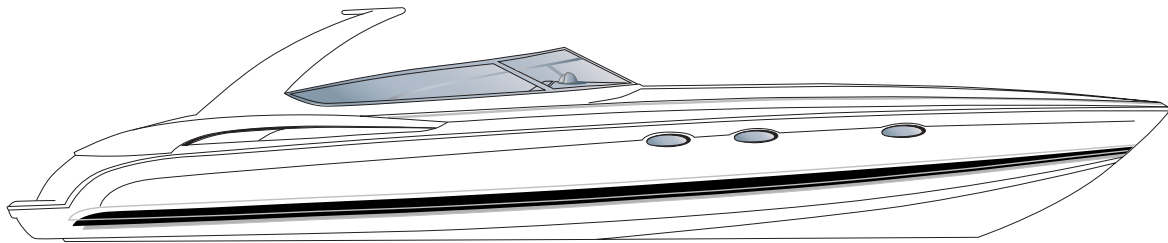

Sun Sports are available in eight different colors and offer three standard graphic choices as well as the Flagship solid hull graphic. Super Sports are also available in eight colors and offer either the Standard graphic design or the Flagship solid hull graphic.



All cabins feature UltraLeather™ sofa seating in Doe.

Super Sport Cashmere Option

Custom décor pillows, shown, are standard only on the 400 SS and 370 SS. >

| STANDARD GRAPHIC |                      | SUN SPORT GRAPHIC CHOICES  |                             |
|------------------|----------------------|--|-----------------------------|
| BRIGHT RED       | SUN SPORT STANDARD A |    | SHOWN: TITANIUM             |
|                  |                      |  |                             |
| TITANIUM         | SUN SPORT STANDARD B |    | SHOWN: BRIGHT RED           |
|                  |                      |  |                             |
|                  | SUN SPORT STANDARD C |   | SHOWN: SAPPHIRE BLUE        |
|                  |                      |  |                             |
| BLACK ONYX       | SUN SPORT FLAGSHIP   |  | SHOWN: CHAMPAGNE METALLIC   |
|                  |                      |  |                             |
|                  |                      | SUPER SPORT GRAPHIC CHOICES  |                             |
| SAPPHIRE BLUE    | SUPER SPORT STANDARD |  | SHOWN: BLACK ONYX           |
|                  |                      |  |                             |
|                  | SUPER SPORT FLAGSHIP |  | SHOWN: SILVER DIAMOND PEARL |
|                  |                      |  |                             |

| FLAGSHIP GRAPHIC       |
|------------------------|
| SILVER DIAMOND PEARL   |
| CHAMPAGNE METALLIC     |
| SAPPHIRE BLUE METALLIC |
| BLACK ONYX METALLIC    |



| SUPER SPORT CABINETRY CHOICES |                 |
|-------------------------------|-----------------|
| METALLIC BURL                 | ACORN CORIAN®   |
| DARK METALLIC CHERRY          | MOROCCO CORIAN® |

# Formula 2004...

**FORMULA LINEUP**  
The Formula powerboat lineup includes Yacht, Cruiser, FAS<sup>3</sup>TECH™, Sun Sport and Super Sport models. A wealth of upscale amenities and innovative features define the new 47 Yacht at top. The elegant Formula Performance Cruiser series includes the 40 PC, pictured second from top, as well as the 27, 31, 34, 37 and 41. The popular Formula Sun Sport/Super Sport lineup includes the 400 Super Sport, pictured third from top. Sun Sports and Super Sports are perfect for dayboating and range from 26 to 40 feet, including bowrider and closed-bow models. If you like exhilarating speed you should get into a Formula FAS<sup>3</sup>TECH. Ranging from 27 to 38 feet, the lineup includes the 382 FAS<sup>3</sup>TECH, pictured at bottom. Call **1.800.736.7685** to receive a free brochure, or visit your nearest Formula dealer to see the new Formula models for 2004.



**FORMULA ACTION**  
The Formula *Action* is a news publication filled with company updates, new model information and boating experiences of owners. The *Action* is mailed to Formula owners and is also available at your Formula dealership, or call **1.800.736.7685** to receive a free copy.



**THE FORMULA SHOWROOM™**  
Newly-designed Formula software creates a comprehensive display of our awesome 2004 lineup. This new program, The Formula Showroom, helps make the exciting process of choosing your Formula graphics, options and finance program much easier! See your Formula dealer for details.



**FORMULA DVD/VIDEO**  
The 2004 Formula video features Formula Cruiser, Yacht, FAS<sup>3</sup>TECH, Sun Sport and Super Sport powerboats in exciting action along with a brief walkthrough of the Formula facility. Call **1.800.736.7685** to receive your free DVD or video.



**FORMULA GEAR**  
Formula Gear and Accessories are top-quality items featuring the impressive Formula logo. If you like up-to-date colors and styling, visit your Formula dealer for a free catalog, order online at the Formula Gear website, **www.formulagear.com**, or call **1.800.736.7685** to receive your free Gear catalog from Formula.

**FORMULA WEBSITE**  
Formula's website is continually updated with new features, text and pictures. Order Formula Gear online and also check out the latest Formula news, racing events, boat care articles, Thunderbird's company history and owner forum. You can also order a catalog or visit the feedback/e-mail section for any comments or suggestions that you may have. Formula is at your fingertips! You will find Formula online at several locations:  
**www.formulaboats.com**  
**www.formulagear.com**  
**www.racing.formulaboats.com**  
*Click on these sites to see the newest and best of Formula!*

**FORMULA CANVAS**  
Formula custom-fitted canvas features either color-matched, non-fading Sunbrella® solution-dyed acrylic fabric with water-repellent SeaMark™ vinyl undercoating or white, polyester fabric, double coated with vinyl resin on the topside and finished with a durable water-resistant coating on the underside. Both canvas packages include 316L stainless steel framework and weather-resistant YKK zippers.



Sun Sport Bimini top



Sun Sport Bimini top with front, side and extended aft cockpit enclosure



Sun Sport cockpit cover and bow tonneau cover (BR models only)

Boat smart from the start. Take a boating education course and get a vessel safety check for your boat. For more information, contact The United States Coast Guard Auxiliary at 800.368.5647 or **www.cgaux.org**, or The United States Power Squadrons at 888.FOR.USPS or **www.usps.org**.